MYSTERY

Service Manual

MDD-7120S

CONTENTS

Specification.. 02
Disassembly Instructions. 03
Operation Check. 04
Deck 05
Alignment and adjustment. 06
Troubleshooting. 08
Printed Circuit Boards. 09
Wiring Diagram. 14
Electrical Parts List. 15
Exploded View. 22
Mechanical Parts List. 25
Schematic Diagrams. 27

Product Specifications	
Installation dimension	
Name	Specification
Working voltage	12V（DC）
Operating voltage range	10.8-16V（DC）
Working current	MAX 15A
Ground system	Battery negative
Panel size	7"TFT Display
Display resolution	800*480pix
Display mode	TFT Display OSD
Installation dimension	178mm(D)*150mm(W)*100(H)mm
Weight	2KG
Radio	
Radio reception frequency	AM: 87.5-108MHz 65-74MHz FM：522-1620KHz
Memory space	AM12 / FM18
Search pattern	Automatic/Manual
SNR(Signal to Noise Ratio)	AM≥ 43dB FM≥53dB
Antenna impedance	75Ω
Stereo separation	≥ 25dB
Distortion	≤0.8%
Noise-limited sensitivity	AM:30dBuV FM :12dBuV
Frequency response	40Hz-12.5KHz
AUX Input	
Distortion	≤0.5%
Frequency response	20Hz-20KHz
Audio input level	500mv
Audio	
Audio output impedance	10KΩ
Audio output level	1600mv-2400mv
Audio settings	Bass 100Hz +/-7dB
	Treble 10KHz +/-7dB
Audio output	4-channel
Extra bass output	1-channel
Video	
Video input level	1.0±0.2V
Video input impedance	75Ω
Video output impedance	75Ω
Video output level	1.0±0.2V
Video standard	AUTO/PAL/NTSC
Video input	1-channel
Multimedia formats	USB/SD/MP3/MP4/AVI/DIVX/WMA/RMVB/MKV/PMP/FLV/M2TS/MPG/BMP/JPEG/GIF/PNG/FLAC/APE /AAC
Environmental temperature and humidity	
Operating temperature	-20℃—+60℃
Storage temperature	-20℃—+70℃
Operating humidity	45%—80%RH
Storage relative humidity	30%—90%RH

DISASSEMBLY INSTRUCTIONS

1.Mounting Box: Slide out the mounting box in parallel.

2.Top cover: Release screw at the back of top cover, and pull out the cover.

3.**Bottom Cover:** Turn over the unit to release the screws at the back of bottom cover and one the top surface. Pull out the cover.

4.**Disassemble the Panel:**
Pull out the Front panel.
Release the left side and right side screws attached to with the base.
Pull the base out of the unit.

5.**Disassemble the mechanism deck:**
There are two screws to lock the mechanism deck at front ,Unscrew both of them.
Remove the solder from fixed wires on the main, and remove the deck.

6.**Disassemble the key board :**
Release four screws .
Remove the back panel .
Then remove the key board.

7.Unscrew the left side bracket and the right side bracket. There are two screw on each side.

8.**Disassemble the main board :**

9.Unscrew two screw at the leef bracket
remove the solder from the Tuner,and main board.
Uncrew two screw ar the ANT.Remove the solder from fixed wires.
Unscrew two crew at the Heatsink.
Remove the main board.

OPERATION CHECK

GENERAL SPECIFICATIONS OF SIGNAL

Standard frequency	AM	1000 KHz (600, 1400 KHz)
	FM	98.0 MHz (90.0, 106.0 MHz)
Signal output	AM	74 dB/uV
	FM	60 dB/uV
Modulation	AM	1 kHz 30%
	FM mono	1 KHz 22.5KHz

AF output level	AM/FM
Power source voltage	DC 14.4 V (backup voltage is the same as this)
AF load impedance	4 ohm pure resistance
Balance	Mechanical center
Tone	Mechanical center

The signal strength read in this section is voltage on the antenna.

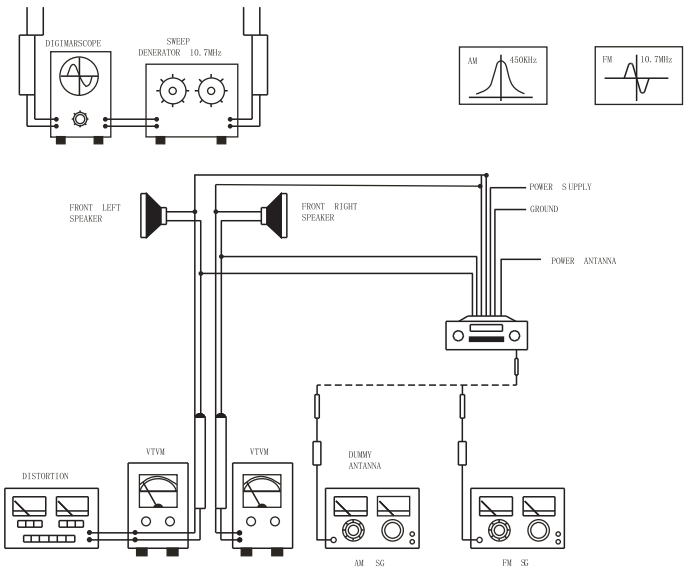

Note : Use an RF generator for the AM band and a sweep generator for the FM band.

DECK

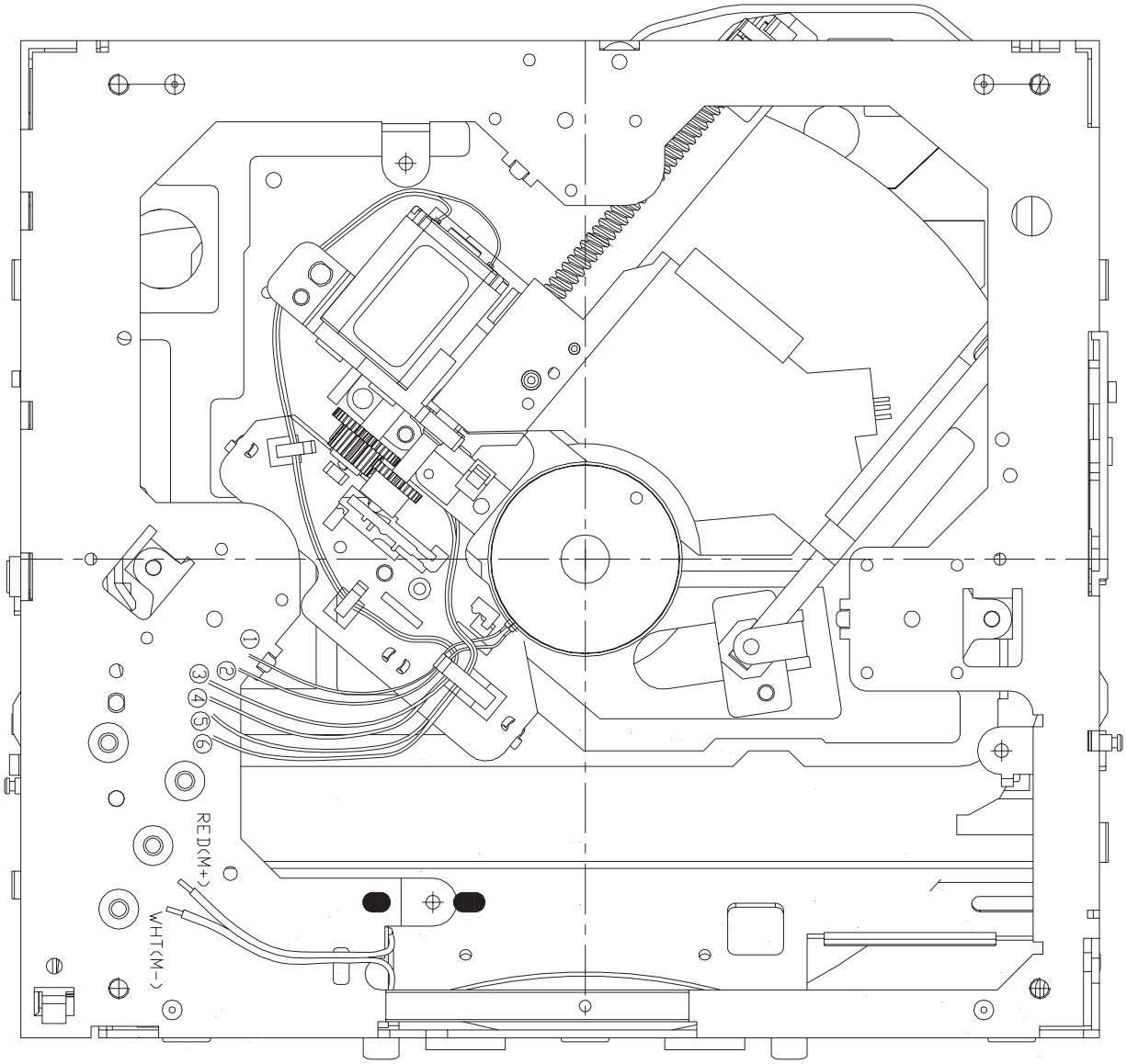

ADJUSTMENT

FM IF/RF ADJUSTMENT

Equipment Required

FM IF/RF signal generator
Oscilloscope
Solid-state voltmeter (SSVM)
Frequency counter
Regulated DC power supply
DC digital voltmeter
Distortion meter

FM IF and RF Alignment Using FM Signal Generator

Note : Press the radio power switch to turn on the radio. Signal generator
output must be kept as low as possible to avoid overload and clipping.

Setup	Generator Coupling	Generator	Display Setting	Indicator Coupling	Adjust ment	Remarks
IF	FM RF signal generator to ANT i/p	10.7 MHz sweep output 60 dB/uV	98.0 Mhz	Connect oscillosc - ope to Ic1 pin 3 & ground	T1	Adjust so that maximum AF output power and minimum distortion.
RF Low High	Signal generator to antenna receptacle	90MHz Int 1 KHz 22.5KHz mod. output 30dB/uV 106MHz Int 1 KHz 22.5 KHz mod. output 30 dB/uV	90 MHz 106 MHz	SSVM across speaker	C3 L1	Adjust AF output power for maximum

AM /RF ADJUSTMENT

Equipment Required

>AM/RF signal generator
>Oscilloscope
>Solid-state voltmeter (SSVM)
>Frequency counter
>Regulated DC power supply
>DC digital voltmeter
>Distortion meter

AM/RF and RF Alignment Using AM Signal Generator

Note : Press the radio power switch to turn on the radio. Signal generator output must be kept as low as possible to avoid overload and clipping.

Setup	Generator Coupling	Generator	Display Setting	Indicator Coupling	Adjust ment	Remarks
RF	Signal generator to antenna receptacle	600 KHz Int 1 KHz 30% mod. Output 74 dB/uV	600 Khz	SSVM across speaker	C1	Adjust AF output power for maximum
RF Cont.	Signal generator to antenna receptacle	1400 KHz Int 1 KHz 30% mod. 74 dB/uV	1400 Mhz	SSVM across speaker	L3	Adjust AF output power maximum

TROUBLE SHOOTING

Before going through the check list, check wiring connection. If any of the problems persist after checklist has been made, consult your nearest service dealer

Picture	Signification	Disc size
No power	It probably has a burned out fuse	Change the fuse which same as the unit
	The inaccurate of microprocessor has suffered due to the other factors	Press the Reset button with a ball point pen on the panel
After ignition switch off, all of the data or setting disappear	Ignition wire ACC or Memory Backup wire is connected in wrong position	Connected Ignition wire ACC to ignition switch and Backup wire connect to battery +ve directly
Remote control no function	The battery power of remote control is not enough	Change the battery of remote control
It doesn't have good reception	Car antenna without stretch or a poor connection	Check and make sure whether the antenna is inserted or connected properly
It cannot insert the disc	It has loaded the disc on the unit.	Eject the disc on the unit, and insert the disc again
The disc cannoe playback	The disc was scratched	Change the good disc
	The disc is upside down	Label side up
	The lens was dirty	Clean the lens
It cannot switch the language/ subtitle	The disc just recorded only one language/subtitle	The disc without including multi-language,subtitle,it cannot switch the language/subtitle
Without image	Without connecting the video wires from the unit to TV	Connect the wires again
Touch screen out of Alignment	Without checking the touch screen	Following touch screen alignment procedure

Rearview Mirror:

1).If you configured the car rear camera,please contact reverse control line to the camera port and take the video output line to connect to video output port of camera;

2).While reversing,the unit will switch to the rearview mirror mode.

PRINTED CIRCUIT BOARDS

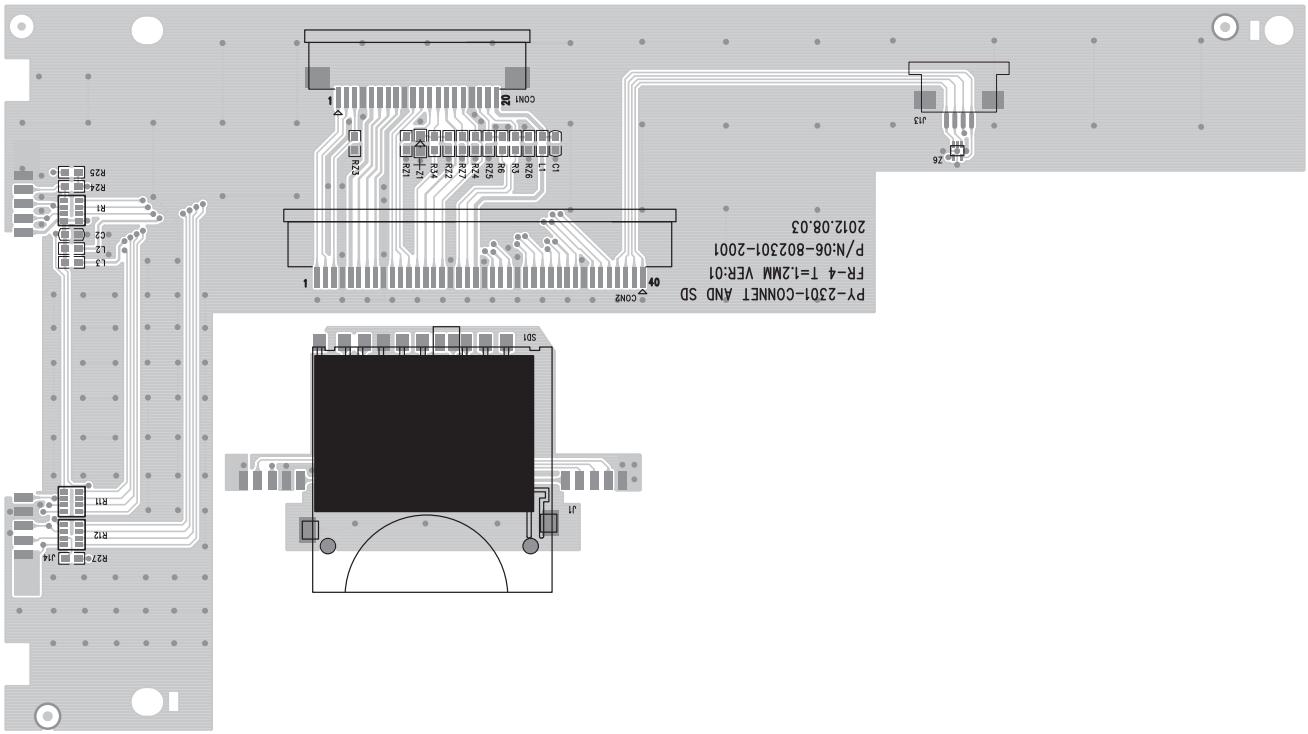

PRINTED CIRCUIT BOARDS



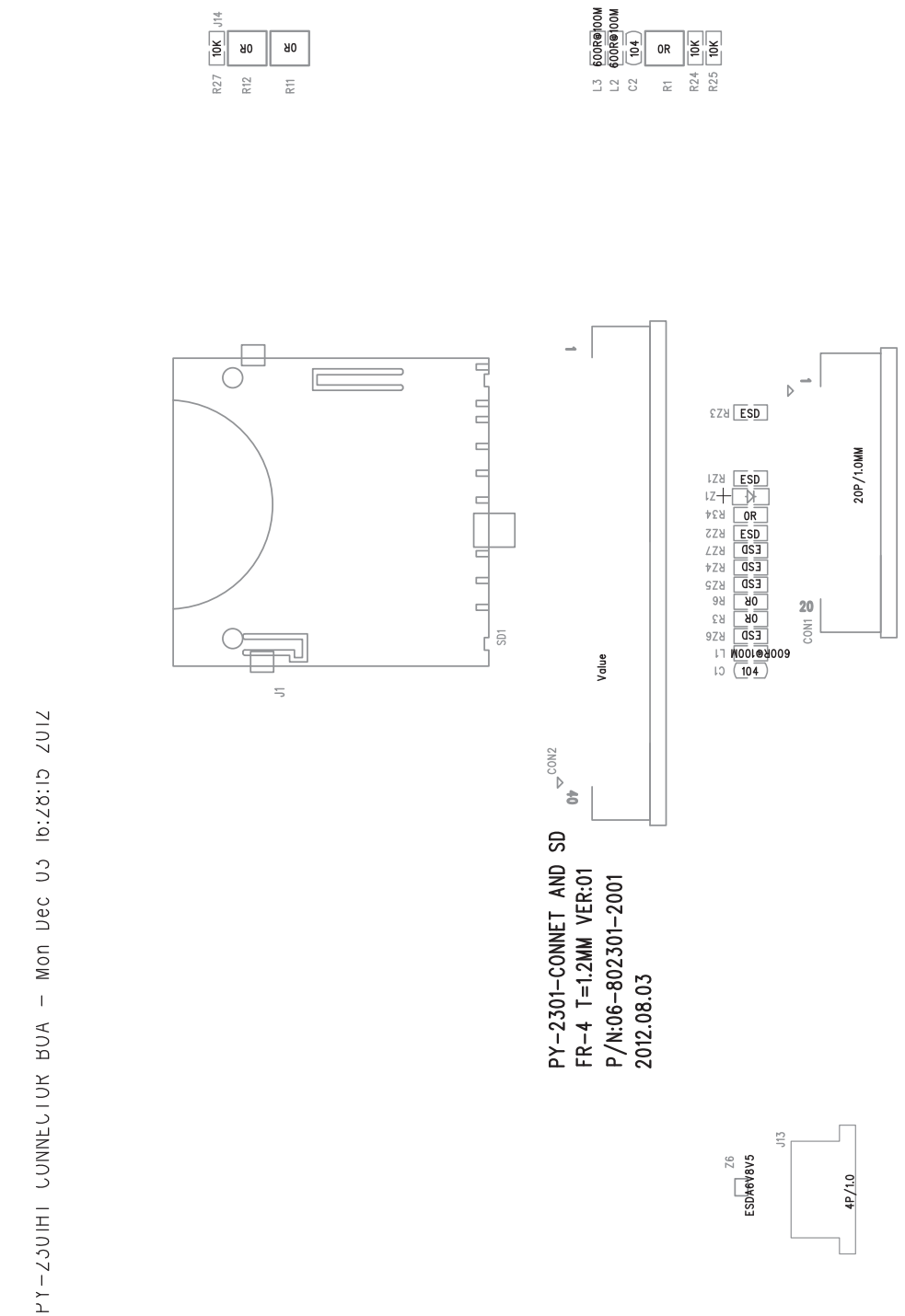
PY-2301HI CONNECTOR BOA - Mon Dec 03 16:28:15 2012
R27 10K
J14
R12 0R
R11 0R
L3 600R@100M
L2 600R@100M
C2 104
R1 0R
R24 10K
R25 10K
J1
SD1
CON2
40
1
Value
R23 ESD
R21 ESD
Z1
R34 0R
R22 ESD
R27 ESD
R24 ESD
R25 ESD
R6 0R
R3 0R
R26 ESD
C1 104
L1 600R@100M
20
CON1
1
20P/1.0MM
PY-2301-CONNET AND SD
FR-4 T=1.2MM VER:01
P/N:06-802301-2001
2012.08.03
Z6
ESDA6V8V5
J13
4P/1.0

PRINTED CIRCUIT BOARDS



PRINTED CIRCUIT BOARDS

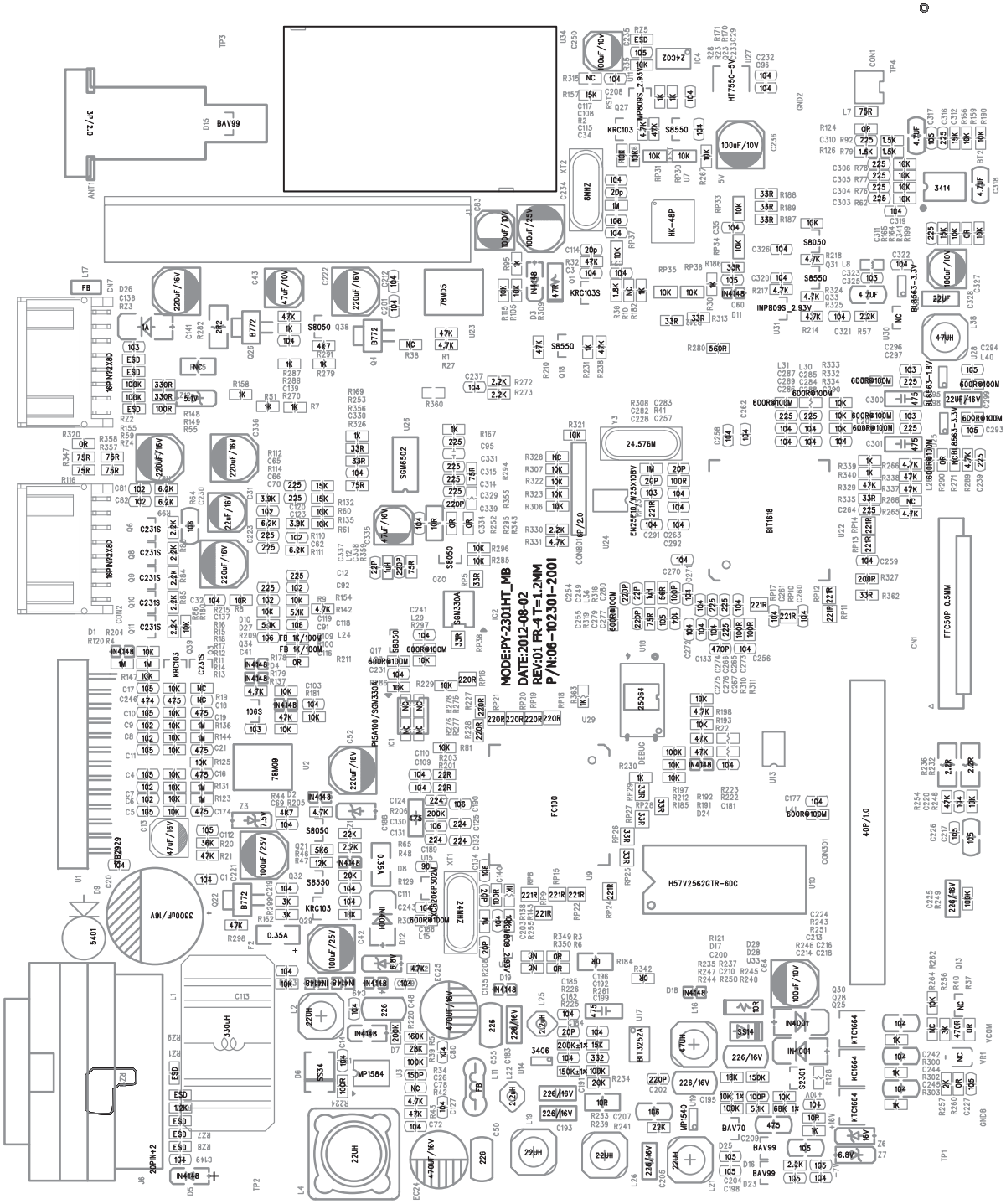

PY_2301HT_MB_V01 06-102 - Mon Dec 03 15:34:10 2012

WIRING DIAGRAM

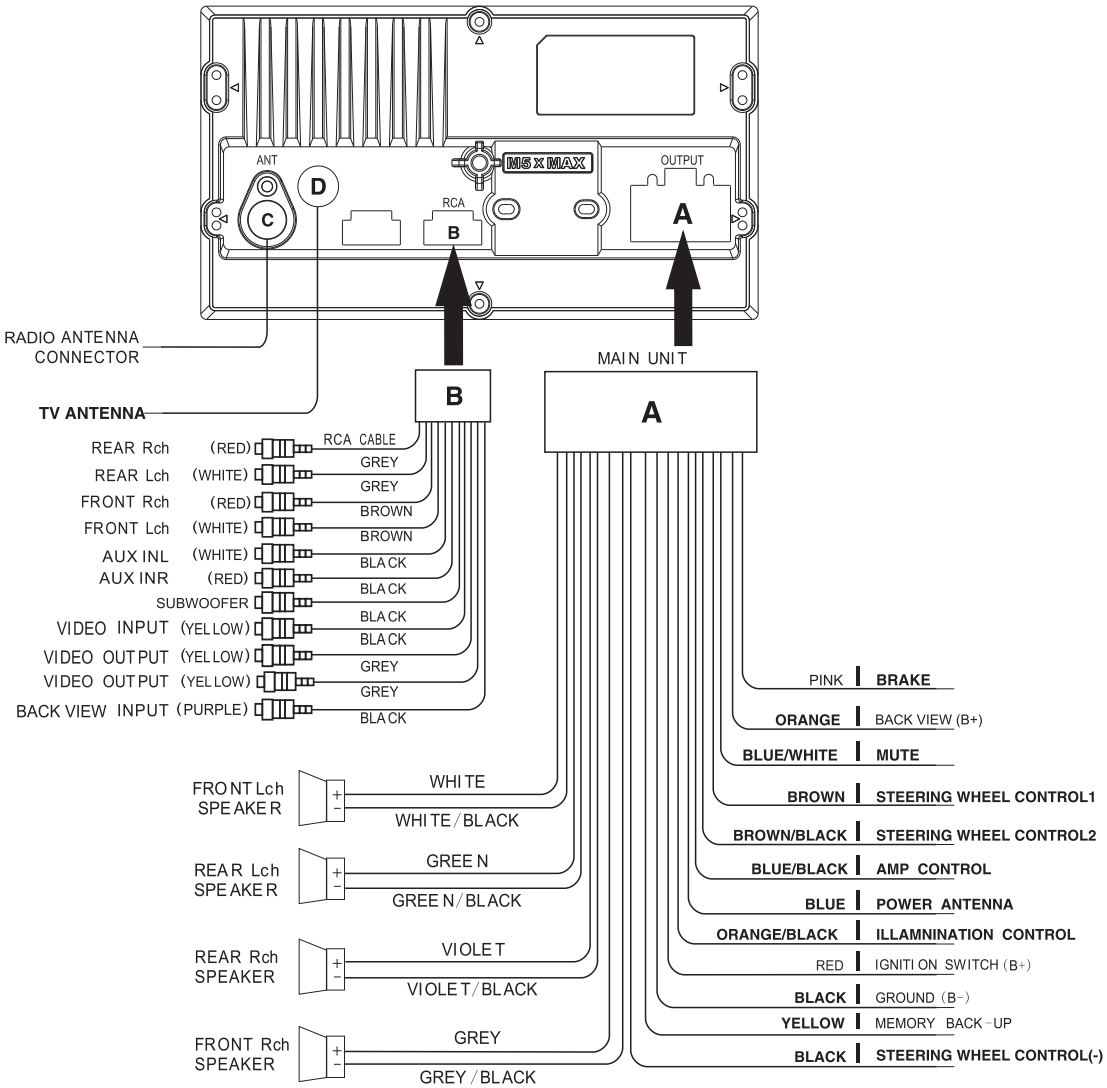

Electical Parts List

+	06-102301-2001-0B-N	2301HT-MB(2301HT收音功能+ISO插座)插件组装部分
++	19-227161-2210	插座 16P2.0MM 弯插（白色）
++	11-002929-0601	功放IC TB2929AHQ
++	16-900000-0000	穿线磁珠 FB310
++	08-010332-1100	电解电容 3300U/16V 105℃ 13*24
++	08-210471-1000	电解电容 470UF/16V ±20% Φ8*7mm
++	19-227000-2427	插件插座，收音天线插座，型号：TC09-T（DL）
++	12-115401-0000	普通二极管 IN5401
++	16-200331-0001	环型扼流圈 330UH（火牛)立式
++	19-227161-2211	插座16P2.0MM弯插(红色）
++	19-013000-0004	电源插座 20P大电流插针 带保险丝
++	21-C20250-0398	电源线 20P配大电流保险座加ISO插(倒车、刹车、小灯控制、功放控制）（权达）
++	21-D61600-0182	RCA线 16P2.0MM(白色插头)带RCA4 AUX2 AV1 倒车1 SUB1输出头(权达)
++	06-102301-2001-1G-N	2301HT-MB主板(2301HT收音功能)共用部分（外发）
+++	06-102301-2001	PCB PY-2301HT-MB V01双面板FR4 180.2X263.2MM 2拼板 T1.2MM喷锡 铜厚1.5盎司
+++	04-024573-0201	贴片晶振 24.576MHZ (49S-2PIN 20PF ±20PPM -20℃～+80℃)(TFX)
+++	04-080000-0200	贴片晶振，8.00MHz HC-49US 20PF/±20PPM
+++	10-0BAV70-0170	贴片三极管 SOT-23 BAV70
+++	10-0BAV99-0170	贴片三极管 SOT-23 BAV99
+++	10-000103-0170	贴片三极管 KRC103S SOT-23
+++	10-000231-0170	贴片三极管 KRC231S SOT-23
+++	10-002301-0570	贴片场效应管STS2301SOT23
+++	10-000772-0180	贴片三极管 B772 SOT-89 PNP

Electical Parts List

+++	10-001664-01A0	贴片三极管 SOT-89 2SD1664
+++	10-178050-7170	贴片三极管 SOT-23,C8050
+++	10-178550-7170	贴片三极管 SOT-23,C8550
+++	10-00106S-0170	KRA106S三极管 SOT-23 PNP
+++	11-001584-0400	贴片IC，MP1584 SO8T
+++	11-002348-0400	IC PT2348 音效IC SSOP-36
+++	11-007550-0800	集成电路 SOT-89，HT7550
+++	11-007805-0H01	贴片稳压IC LM78M05 TO-252
+++	11-078M09-0H00	IC 贴片稳压IC 78M09 SOT-252
+++	11-102402-0400	IC SOP-8,24C02N
+++	11-003252-0400	贴片集成块 BIT3252A SOP-8
+++	11-000809-0901	SGM809TEUR SOT-23
+++	11-001540-0B00	贴片集成块 MP1540 SOT-23-5
+++	11-008563-0D01	贴片集成块 BL8563-1.8V SOT23-5
+++	11-008563-0D00	贴片集成块 BL8563-3.3V SOT23-5
+++	11-025X10-0400	W25X10VSNIG FLASH IC （3.3V）SOP8
+++	11-003406-0900	贴片IC 贴片集成块EML3406-ADJ (SOT-23-5)
+++	11-P302MR-0900	集成电路 XC6206P302MR SOT23
+++	12-700055-0018	贴片肖特基二极管 RB055L-30 30V 3A SOD-106 ROHM
+++	12-114001-0011	贴片二极管 IN4001 SOD-106 DO-214
+++	12-214148-0011	贴片二极管 IN4148 1206 圆柱形
+++	12-005822-0029	5822二极管 SS34 （DO-214A）
+++	12-214148-0020	贴片二极管 SMD 1N4148 0805 扁形
+++	12-300160-0021	贴片二极管 SMD 16V 1206
+++	12-300051-0021	贴片稳压二极管 5.1V (4.95V~5.15V)1206
+++	12-300068-0011	稳压贴片二极管 6V8 1206 圆柱形
+++	12-300075-0011	贴片稳压二极管 7.5V 1206
+++	12-715819-0004	贴片二极管 5819 SOD-106
+++	16-A00000-1003	贴片磁珠 FB 0Ω 0603
+++	16-A00108-1000	贴片磁珠 FB 1K/100M 0603
+++	16-A00000-0700	贴片磁珠 FB 0Ω 0805

Electical Parts List

+++	16-B00220-1701	贴片功率电感　　22UH贴片屏蔽功率电感(CDH125)*3A
+++	16-B52220-1701	22uH贴片屏蔽功率电感 CD52　（Toko 六角型）
+++	16-D00221-0902	贴片绕线电感 WE5845（CD54）22uH 2A
+++	16-D00470-0901	线绕贴片电感　47UH/1A (CD54)
+++	16-B00228-0001	功率电感2.2uH/700mAPL_3D16 (L)3.8mmX(W)3.8mmX(H)1.8mm
+++	16-0A1108-0000	贴片电感 1UH 0603
+++	09-088101-1300	贴片电容　100P/50V　0603　±5%
+++	09-088102-1300	贴片电容　102/50V　0603　±10%
+++	09-088103-1300	贴片电容　103/50V　0603　±10%
+++	09-088104-1300	贴片电容　104/25V　0603　±10%
+++	09-085104-0300	贴片电容 104　0805 10%　50V　X7R
+++	09-088105-1300	贴片电容　105/16V　0603　±10%
+++	09-085105-0300	贴片电容 105　0805　10%　50V　X7R
+++	09-087106-1300	贴片电容　106/6V3　X7R 0805
+++	09-088151-1300	贴片瓷片电容，150P/50V　0603 NPO　±5%
+++	09-088200-1300	贴片电容　20P/50V　0603　±5%
+++	09-088220-1300	贴片电容　22P/50V　0603　±5%
+++	09-088221-1300	贴片电容　220P/50V　0603　±5%
+++	09-088223-1200	贴片电容 223　0603、±5%
+++	09-088224-1300	贴片电容　224/25V　0603　±10%
+++	09-088225-1300	贴片电容　225　10%　0603 10v

Electical Parts List

+++	09-087226-1300	贴片电容 226/50V X7R 1206
+++	09-088332-1300	贴片电容 332/50V 0603 ±10%
+++	09-088473-1301	贴片电容 473/50V 0603 ±5%
+++	09-088474-1300	贴片电容 474/16V 0603 ±10%
+++	09-087476-8300	贴片电容 475P 10% 1206 25V
+++	09-085475-8400	贴片陶瓷电容4.7uF/16V，X7R，±10% C0805
+++	09-088682-1300	贴片电容 682/50V 0603 ±10%
+++	09-088C06-8400	贴片陶瓷电容10UF/10V，X7R，+/-10% 0603
+++	09-088475-7400	贴片陶瓷电容4.7uF/6.3V,X7R，+/-10%C0603
+++	08-050220-1000	贴片电解电容22U/16V SMD 5*5 ±10%
+++	08-050470-1000	贴片电解电容47U/16V SMD 5*5.4 ±10%
+++	08-050101-2000	贴片电解电容100U/25V SMD 6.3*7.7 ±20%
+++	08-050221-1103	贴片电解电容 220UF/16V SMD6×7.7、105度、±20%
+++	07-080000-9900	贴片电阻 0 5% 0603
+++	07-080512-9900	贴片电阻 5K1 5% 0603
+++	07-080000-0600	贴片电阻 SMD 0R 0805 5%
+++	07-080478-9900	贴片电阻 4R7 5% 0603
+++	07-080100-0600	贴片电阻 SMD 10R 0805 5%
+++	07-080100-0800	贴片电阻 SMD 10R 1206 5%
+++	07-080101-9900	贴片电阻 100 5% 0603
+++	07-080102-9900	贴片电阻 1K 5% 0603
+++	07-080103-9900	贴片电阻 10K 5% 0603
+++	07-080104-9900	贴片电阻 100K 5% 0603
+++	07-080105-9900	贴片电阻 1M 5% 0603
+++	07-080122-9900	贴片电阻 1K2 5% 0603
+++	07-080123-9900	贴片电阻 12K 5% 0603

Electical Parts List

+++	07-080153-9900	贴片电阻 15K 5% 0603
+++	07-080154-9900	贴片电阻 150K 5% 0603
+++	07-080164-9900	贴片电阻 160K 5% 0603
+++	07-080182-9900	贴片电阻 1K8 5% 0603
+++	07-080183-9900	贴片电阻 18K 5% 0603
+++	07-080201-9900	贴片电阻 200 5% 0603
+++	07-080202-9900	贴片电阻 2K 5% 0603
+++	07-080203-9900	贴片电阻 20K 5% 0603
+++	07-080204-9900	贴片电阻 200K 5% 0603
+++	07-080228-0800	贴片电阻 2R2 5% 1206 1/4W
+++	07-080220-9900	贴片电阻 22 5% 0603
+++	07-080222-9900	贴片电阻 2K2 5% 0603
+++	07-080223-9900	贴片电阻 22K 5% 0603
+++	07-080302-9900	贴片电阻 3K 5% 0603
+++	07-080330-9900	贴片电阻 33 5% 0603
+++	07-080363-9900	贴片电阻，36K 1/10W 0603 ±5%
+++	07-080392-9900	贴片电阻 3K9 0603 5%
+++	07-080470-0800	贴片电阻 SMD 47R 1206 1/4W 5%
+++	07-080471-9900	贴片电阻 470 5% 0603
+++	07-080472-9900	贴片电阻 4K7 5% 0603
+++	07-080473-9900	贴片电阻 47K 5% 0603
+++	07-080560-9900	贴片电阻 56R 5% 0603
+++	07-080562-9900	贴片电阻 5K6 5% 0603
+++	07-080622-9900	贴片电阻 6K2 5% 0603
+++	07-080750-9900	贴片电阻 75 5% 0603
+++	07-181002-9900	贴片精密电阻 10K R0603 ±1%
+++	07-182003-9900	贴片精密电阻 200K、0603、±1%
+++	07-182802-9900	贴片精密电阻 28K ±1% 0603 1/10W TAPE REEL
+++	07-186802-9900	贴片电阻 68K 0603 ±1%
+++	07-120050-0900	ESD 贴片压敏电阻 0603 交流3.3V 直流5V LBI0603-050E50PP-LF
+++	07-080103-9940	贴片排阻 10K 5% 0603
+++	07-080330-9A40	贴片排阻 33R 0402 5%
+++	07-080221-9A40	贴片排阻 220R 0402 5%
+++	22-403035-0001	贴片可恢复保险丝 0.35A 1206封装 SMD1206P035TF PTTC TAPE REEL
+++	04-024000-0200	贴片晶体 24MHZ 49S ±20PPM 20P匹配电容 工作温度-20-+70度

Electical Parts List

+++	07-181503-9900	贴片电阻 150K 0603 1%
+++	11-006502-0403	贴片IC HXJ6502 视频切换 TSSOP24
+++	11-001618-0500	IC BIT1618 LQFP128 BITEK
+++	11-025Q64-0400	IC FLASH EN25Q64BVSIG 2.7-3.6V 104MHz SOP8 WINBOND
+++	11-000926-0500	IC F1C100 Allwinner LQFP128 ARM926-EJS Video Decoder Engine
+++	11-08S207-0514	IC HK-MCU STM8S207CB LQFP48
+++	11-009825-0400	IC SDRAM 256M W9825G6JH-6 166MHZ 3.3V SSOP-54 winbond
+++	34-030350-0100	FPC排插 50P 0.5MM 下接 H=3MM BJD
+++	34-030340-0300	FPC排插 40PIN 1.0mm间距 下接 H=2.5MM ATOM
+++	06-102301-2001-1E-N	2301HT-MB TUNER功能473x贴片(外发)部分
++++	10-0BAV99-0170	贴片三极管 SOT-23 BAV99
++++	09-088101-1300	贴片电容 100P/50V 0603 ±5%
++++	09-088102-1300	贴片电容 102/50V 0603 ±10%
++++	09-088103-1300	贴片电容 103/50V 0603 ±10%
++++	09-088104-1300	贴片电容 104/25V 0603 ±10%
++++	09-088105-1300	贴片电容 105/16V 0603 ±10%
++++	09-088225-1300	贴片电容 225 10% 0603 10v
++++	08-050470-1000	贴片电解电容47U/16V SMD 5*5.4 ±10%
++++	08-050101-0000	贴片电解电容100U/10V SMD 5*5.4 ±10%
++++	16-A00000-1003	贴片磁珠 FB 0Ω 0603
++++	11-003414-0400	IC NJM3414 SOP-8
++++	11-008563-0D00	贴片集成块 BL8563-3.3V SOT23-5
++++	07-080103-9900	贴片电阻 10K 5% 0603
++++	07-080102-9900	贴片电阻 1K 5% 0603
++++	07-080153-9900	贴片电阻 15K 5% 0603
++++	07-080472-9900	贴片电阻 4K7 5% 0603
++++	07-080753-9900	贴片电阻 75K 5% 0603
++++	07-080000-9900	贴片电阻 0 5% 0603
+	06-202301-2001-0A-N	PY-2301HT 收音板4730 插件部分
++	04-032768-0100	插件 32.768KHZ 圆柱形晶体 3X8MM
++	06-202301-2001-1A-N	PY-2301HT 收音板4730 外发部分
+++	06-202301-2001	PCB PY-2301HT收音模组 VER01 FR-4 156.1X128.2X1.2MM 1/20拼板
+++	09-088102-1300	贴片电容 102/50V 0603 ±10%
+++	09-088103-1300	贴片电容 103/50V 0603 ±10%
+++	09-088104-1300	贴片电容 104/25V 0603 ±10%
+++	09-088200-1300	贴片电容 20P/50V 0603 ±5%

Electical Parts List

+++	34-030340-0300	FPC排插 40PIN 1.0mm间距 下接 H=2.5MM ATOM
+++	06-102301-2001-1E-N	2301HT-MB TUNER功能473x贴片(外发)部分
++++	10-0BAV99-0170	贴片三极管 SOT-23 BAV99
++++	09-088101-1300	贴片电容 100P/50V 0603 ±5%
++++	09-088102-1300	贴片电容 102/50V 0603 ±10%
++++	09-088103-1300	贴片电容 103/50V 0603 ±10%
++++	09-088104-1300	贴片电容 104/25V 0603 ±10%
++++	09-088105-1300	贴片电容 105/16V 0603 ±10%
++++	09-088225-1300	贴片电容 225 10% 0603 10v
++++	08-050470-1000	贴片电解电容47U/16V SMD 5*5.4 ±10%
++++	08-050101-0000	贴片电解电容100U/10V SMD 5*5.4 ±10%
++++	16-A00000-1003	贴片磁珠 FB 0Ω 0603
++++	11-003414-0400	IC NJM3414 SOP-8
++++	11-008563-0D00	贴片集成块 BL8563-3.3V SOT23-5
++++	07-080103-9900	贴片电阻 10K 5% 0603
++++	07-080102-9900	贴片电阻 1K 5% 0603
++++	07-080153-9900	贴片电阻 15K 5% 0603
++++	07-080472-9900	贴片电阻 4K7 5% 0603
++++	07-080753-9900	贴片电阻 75K 5% 0603
++++	07-080000-9900	贴片电阻 0 5% 0603
+	06-202301-2001-0A-N	PY-2301HT 收音板4730 插件部分
++	04-032768-0100	插件 32.768KHZ 圆柱形晶体 3X8MM
++	06-202301-2001-1A-N	PY-2301HT 收音板4730 外发部分
+++	06-202301-2001	PCB PY-2301HT收音模组 VER01 FR-4 156.1X128.2X1.2MM 1/20拼板
+++	09-088102-1300	贴片电容 102/50V 0603 ±10%
+++	09-088103-1300	贴片电容 103/50V 0603 ±10%
+++	09-088104-1300	贴片电容 104/25V 0603 ±10%
+++	09-088200-1300	贴片电容 20P/50V 0603 ±5%
+++	09-088398-1300	贴片电容 3.9P/50V 0603 ±5%
+++	09-088330-1300	贴片电容 33P/50V 0603 ±5%
+++	16-A00100-0000	贴片电感 0603,10uH
+++	16-D00229-0700	贴片绕线电感 HWI0805-R22JSB±5%
+++	10-009018-0170	贴片三极管 SOT-23, S9018
+++	10-003018-0170	贴片三极管 2SK 3018 SOT-23
+++	07-080103-9900	贴片电阻 10K 5% 0603
+++	07-080102-9900	贴片电阻 1K 5% 0603
+++	07-080222-9900	贴片电阻 2K2 5% 0603
+++	07-080202-9900	贴片电阻 2K 5% 0603
+++	07-080223-9900	贴片电阻 22K 5% 0603
+++	07-080334-9900	贴片电阻 330K 5% 0603
+++	07-080478-9900	贴片电阻 4R7 5% 0603
+++	07-080473-9900	贴片电阻 47K 5% 0603
+++	10-178050-7170	贴片三极管 SOT-23,C8050
+++	09-087226-1300	贴片电容 226/50V X7R 1206
+++	11-004730-0402	IC Si4730GU-D60 AM/FM SSOP24
+	06-802301-2001-0A-N	2301HT-CONNET板(不带GPS) 插件部分

EXPLODED DRAWING

EXPLODED DRAWING

EXPLODED DRAWING INSTRUCTION

NO.	PART NUBER	DESCRIPTION	MATERIAL	QTY
19	56-012301-0000	USB-COVER		1
18	41-662301-0000	LENS	PC	1
17	41-012302-0000	KNOB- RES	ABS	1
16		SCREW	SECC	3
15	43-022301-0110	BRACKET-FRONT	SECC	1
14	43-022201-0112	BOTTOM COVER	SECC	1
13	43-072201-0110	RIGHT SIDE	SECC	1
12	43-102402-0001	HEAT-SINK		1
11	43-012201-0110	TOP COVER	SECC	1
10		MB		1
9	43-062201-0110	LEFT SIDE	SECC	1
8		SCREEN		1
7		SCREEN-TFT		1
6		SD		1
5		KB		1
4	41-022302-0000	KNOB- 1-6	ABS	1
3	59-092101-2004	SCREW		8
2	40-022302-0000	PANEL	ABS	1
1	40-042301-0000	TRIM PLATE	ABS	1

+	74-230101-1004	7寸无机芯遥控器 丝印白色LOGO:MYSTERY (DVD价)
+	90-02301T-0102	PY-2301T 主结构料 B1-2012-190N
++	24-212000-0000	热缩胶管 内径Φ12mm PVC/透明 T=0.3mm 工作范围-40至+125度
++	43-012201-0100	面盖 电解片 T=1.0mm
++	43-022201-0102	底盖，上加铆四个铆钉，电解片 T=1.0mm
++	59-072218-2623	六角铆钉，攻牙M2.6,Ø5X22.9MM,快削铁，表面镀白锌
++	43-062201-0111	左侧板 电解片 T=1.0mm
++	43-072201-0111	右侧板 电解片 T=1.0mm
++	44-052138-0100	IC7384支架（PY-2138）
++	43-102402-0006	散热片 ADC12 净重130g 表面喷砂（内置模拟TV或带CAN）
++	59-022203-2610	自攻螺丝，2.6X10白色小圆头，十字尖尾
++	59-012103-2611	螺丝 PM2.6*11MM 银色 加硬
++	59-012103-2606	机牙大盘头平尾螺丝M2.6x6BZb，白色
+	90-02301T-0202	PY-2301T 前咀结构料 B1-2012-190N
++	40-022301-0003	面壳ABS+PC高光、高温、高硬度/黑色 表面印银字,7 INCH TFT TOUCH SCREEN LCD AUX RES电源符号MUTE，MODE，VOL▼，VOL▲/SD和SD卡符号/LOGO：MYSTERY型号：MDD-7120S
++	41-012301-0000	复位钮 ABS+PC(高光、高温、高硬度）/黑色 无表面处理
++	40-042301-0000	围框 ABS+PC(高光、高温、高硬度）/黑色 无表面处理
++	41-022301-0001	POWER/MUTE/MODE/VOL▼/VOL▲钮 PC201/透明 表面喷银灰油411C，再光刻白字（——）
++	41-662301-0000	遥控镜片 PMMA 遥控镜片啤深紫红色209C
++	56-012301-0000	PY2301T-USB盖，硅胶，硬度75/黑色
++	56-022301-0000	橡胶垫15X8X3MM 单面背3M胶
++	56-005005-0080	遥控头垫，8*5*5MM EVA/黑色 单面背胶
++	56-015008-0003	机芯胶垫15x8mm/黑色60度.T=4.5MM单面背胶
++	43-022301-0110	五金前支架 电解片 T=0.8mm
++	56-015008-5000	导电海棉 15*8*5MM，单面局部背胶.
++	59-092101-2004	小平头十字机牙螺丝，黑色，M2x4mm
++	59-042303-1704	自攻沉头螺丝 1.7*4MM 十字 镀镍
++	59-012100-2604	三角机牙自攻螺丝，大圆头十字，加硬，镀蓝锌 M2.6*4mm

++	69-028128-2000	遥控头垫，5*5*2mm，EVA，单面背胶
+	90-02301T-0302	PY-2301T 包材 B1-2012-190N
++	90-02301T-3000	PY-2301T/2302T 共用标准包材料(无机芯)
+++	62-012218-0000	双锭主机左发泡胶尺寸256*160*65mm
+++	62-022218-0000	双锭主机右发泡胶尺寸256*160*65mm
+++	62-022118-0001	主机胶袋 385x325x0.05mm
+++	62-051118-0001	输出线胶袋（带封口条，装RCA输出线）135*170mm
+++	62-052198-0001	说明书胶袋 240*180MM（带封口条）
+++	43-190000-0101	万能安装支架A SECC T=1.0mm
+++	43-190000-0102	万能安装支架B SECC T=1.0mm
+++	56-120090-0004	塑胶袋90mm*120mm*0.05T
+++	62-059198-0001	眼镜盒胶袋235*135*0.05MM短边开口
+++	62-058118-0005	输出线胶袋 200*80mm
+++	48-011138-0101	保护膜（151.5*83MM,厚度0.1MM）配7寸触摸屏
+++	59-000000-0013	镀镍螺丝包：（5*6MM粗牙自攻螺丝 4PCS；4*6MM粗牙自攻螺丝 4PCS 螺丝表面要求镀镍）
+++	63-058118-0901	QC PASSED LABEL 白底黑字(10MM)
++	63-002188-0001	警告贴纸 材质：不干胶 耐温复合材质 表面过光胶(50顶) 黄底黑字 尺寸：49.8*24.8MM（国外专用）
++	63-D07037-0103	VIH系列贴纸（每次版本不同，请每次自行更新）
++	60-B12190-14-01	俄文说明书，(内页用华劲80g书写纸，封面用长鹤128g双铜 共 P)型号：MDD-7120S
++	63-090000-01-02	安全封条（通用）
++	63-B12190-0001	客户订单号贴纸 白底黑字 材质：不干胶 尺寸：70*9MM（贴外箱）
++	63-B12190-14-03	外箱条形码贴纸 白底黑字 尺寸：70X25MM 贴外箱侧唛 型号：MDD-7120S
++	63-B12190-14-02	流水号贴纸 白底黑字 尺寸：17.5X3MM 一式五联
++	63-B12190-14-01	机面贴纸 不干胶 白底黑字，尺寸：85X65MM 型号：MDD-7120S
++	63-B12190-0004	MAR/MCD/MMD/MMTD/MDD说明书贴纸 不干胶 白底黑字 尺寸：48.6X25MM
++	63-B12190-0006	MDD彩盒贴纸 不干胶 白底黑字 尺寸：48.6X25MM
++	64-B12190-0014	保修卡(128g双铜) 彩色双面印刷 型号：MDD-7120S
++	65-B12190-14-01	卡通箱(平口箱)A=A 4pcs(544X536X188 mm)型号:MDD-7120S
++	66-B12190-14-01	彩盒(扣底上开盖) 264x260x168MM 250g裱B9加强坑磨光， 型号:MDD-7120S

SCHEMATIC DIAGRAMS

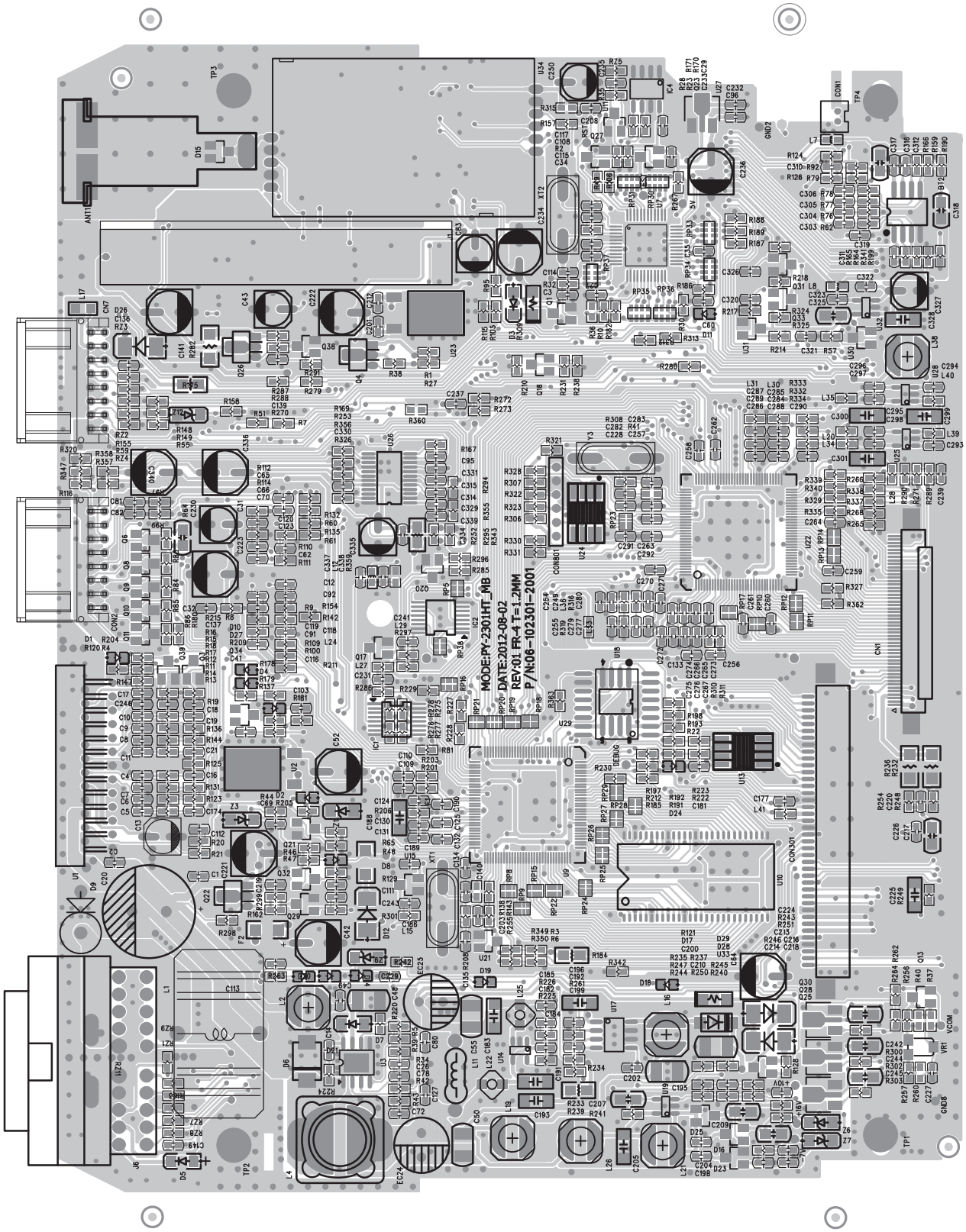

SCHEMATIC DIAGRAMS

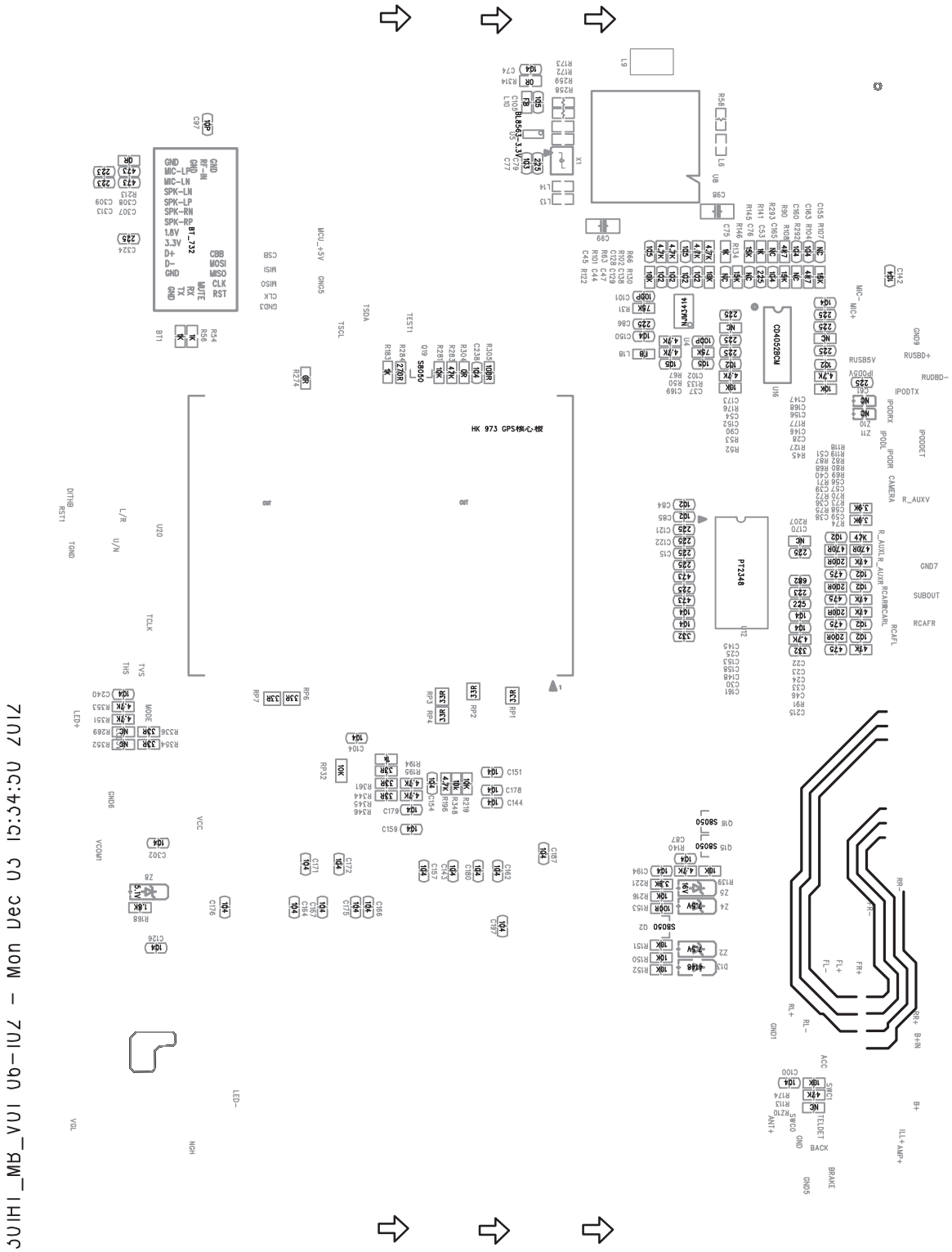

PY_230HI_MB_V01 06-10 - Mon Dec 03 15:34:50 2012

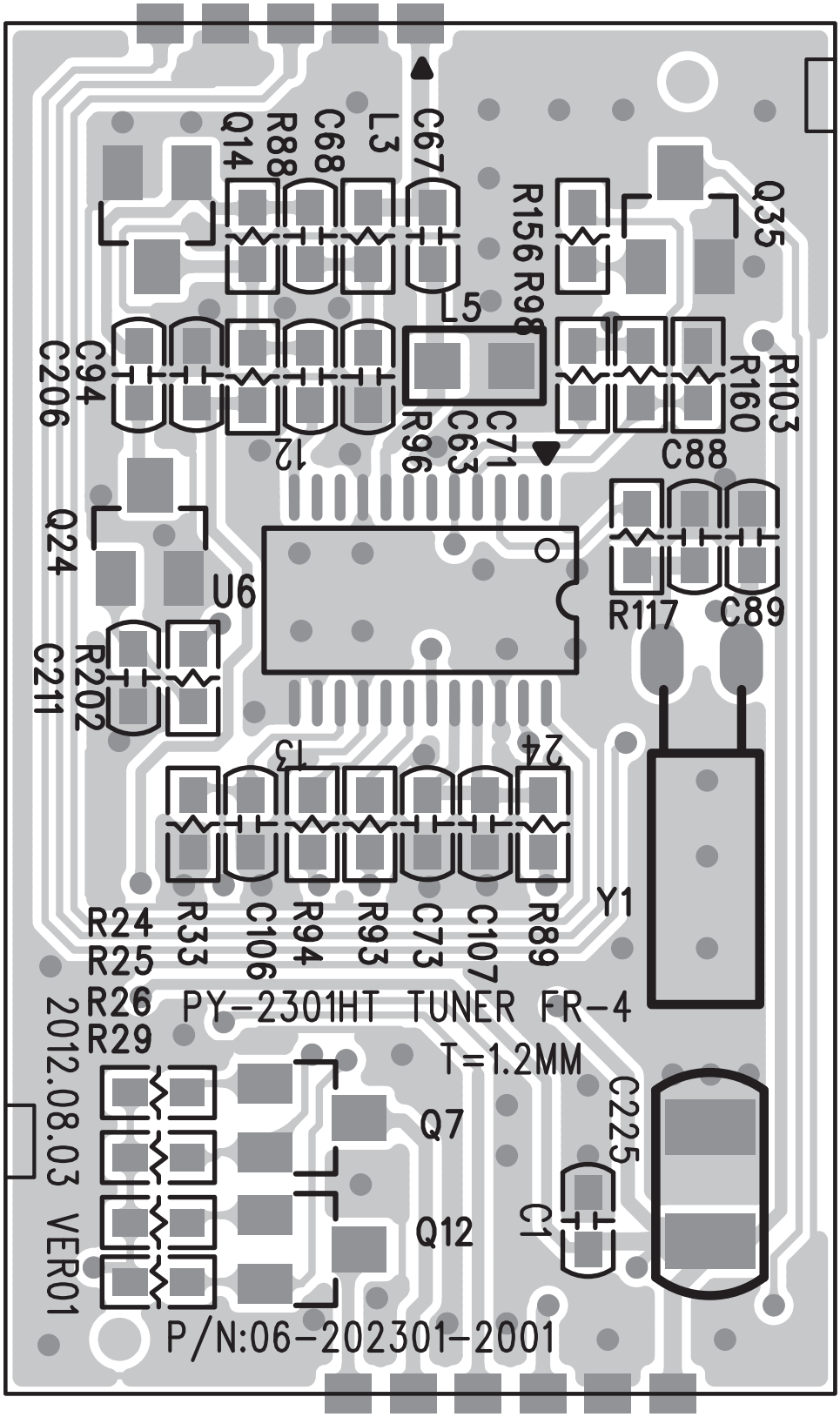
Q35
R103
R160
C88
R117
C89
Y1
C225
C1
Q7
Q12
R156
R98
L5
C67
L3
C68
R88
Q14
C94
C206
12
R96
C71
C63
U6
Q24
R202
C211
13
24
R24
R25
R26
R29
R33
C106
R94
R93
C73
C107
R89
PY-2301HT TUNER FR-4
T=1.2MM
2012.08.03 VER01
P/N:06-202301-2001

SCHEMATIC DIAGRAMS

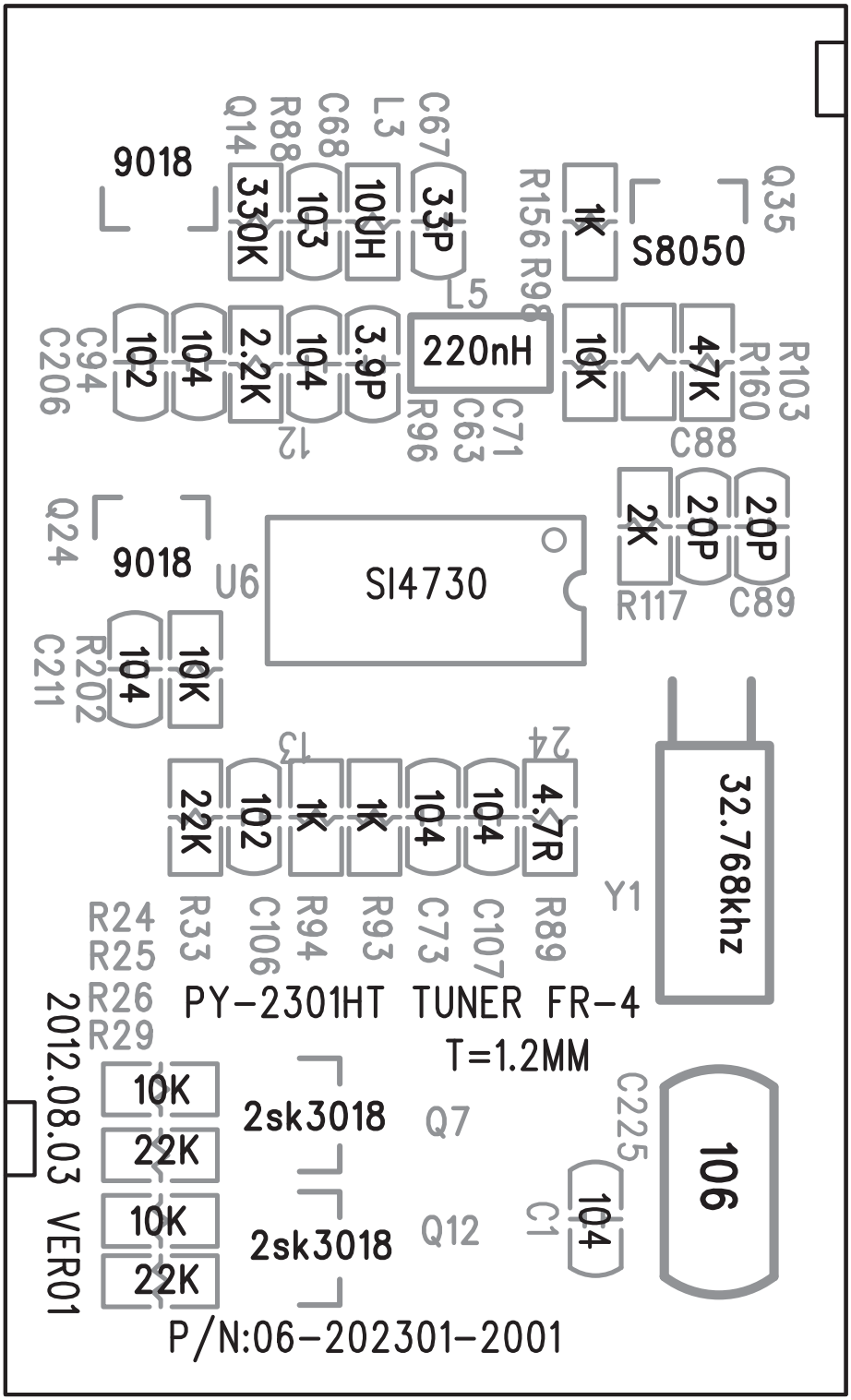

PY— 2301HT TUNER(08.03n - Mon Dec 03 16:42:13 2012

SCHEMATIC DIAGRAMS

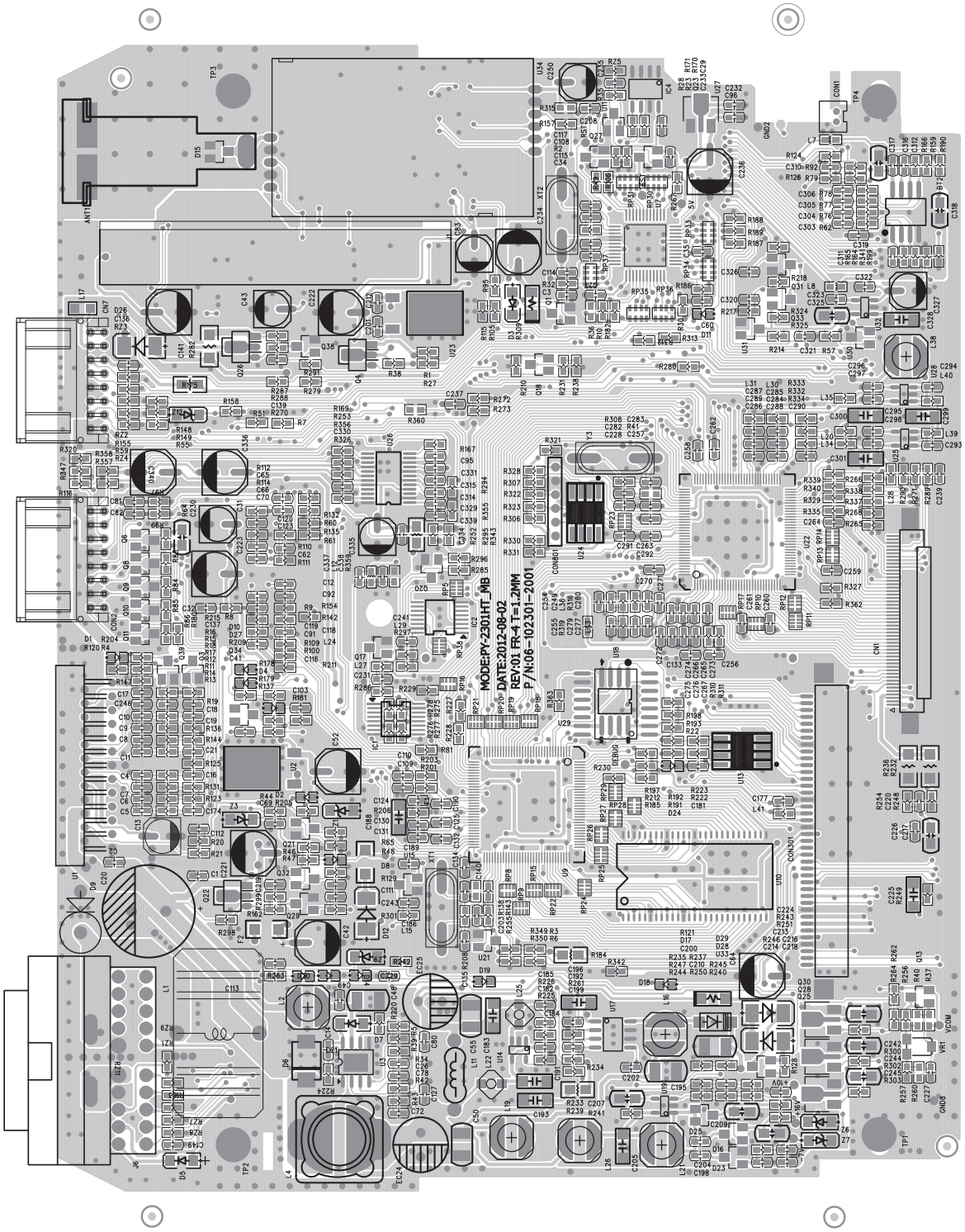

SCHEMATIC DIAGRAMS



SCHEMATIC DIAGRAMS

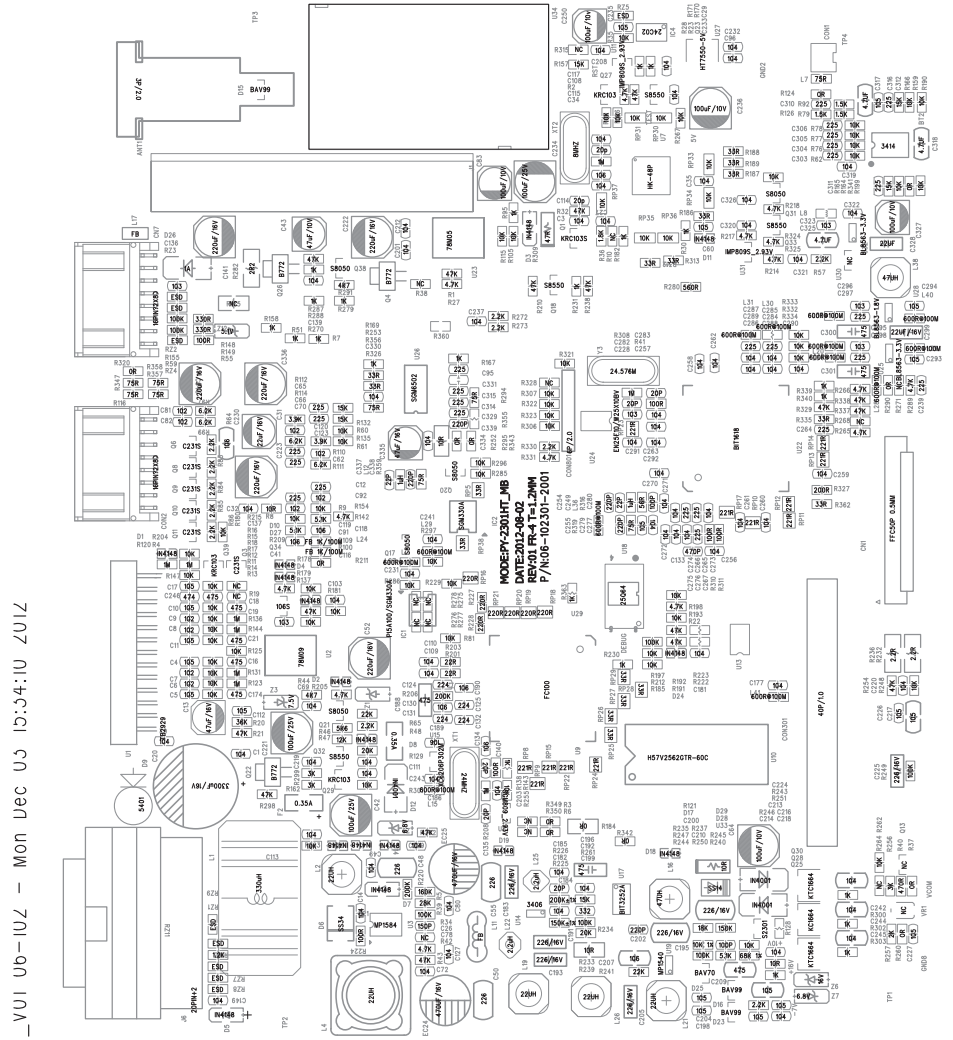

SCHEMATIC DIAGRAMS

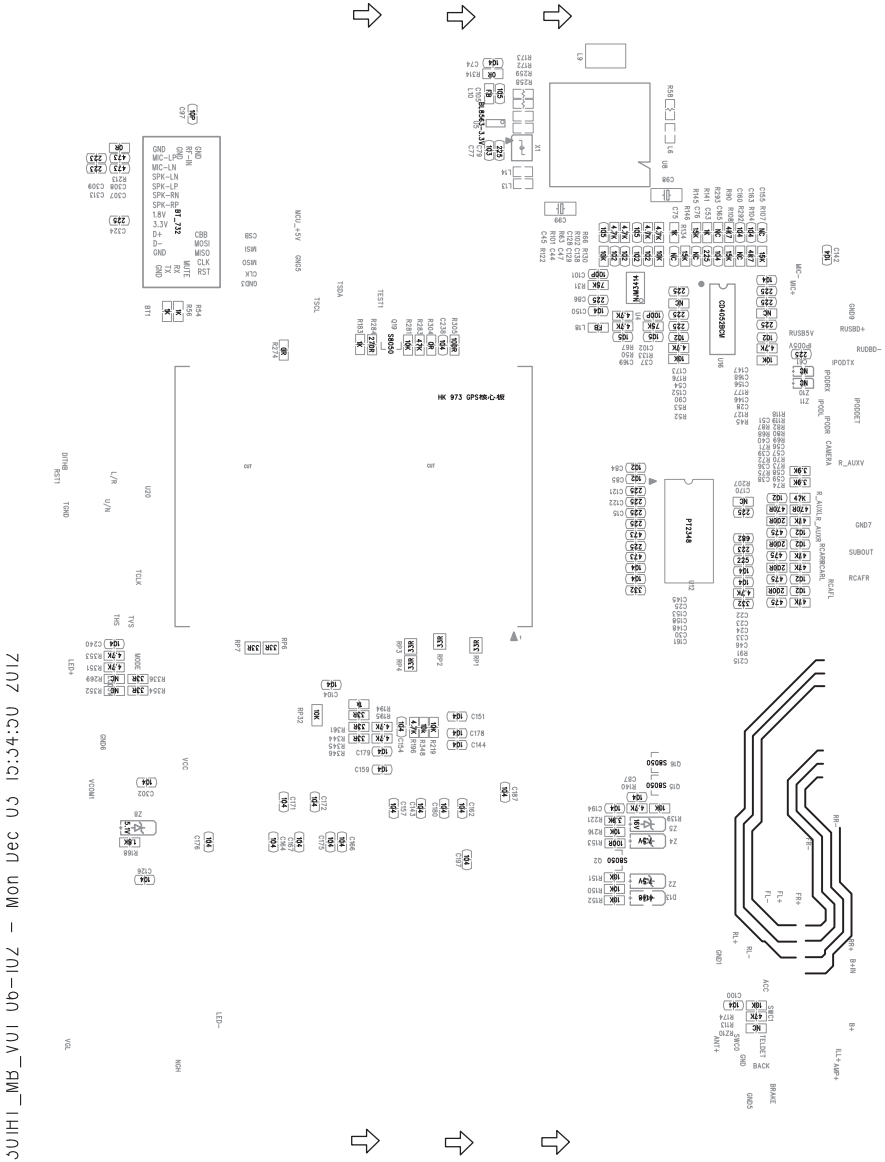

SCHEMATIC DIAGRAMS

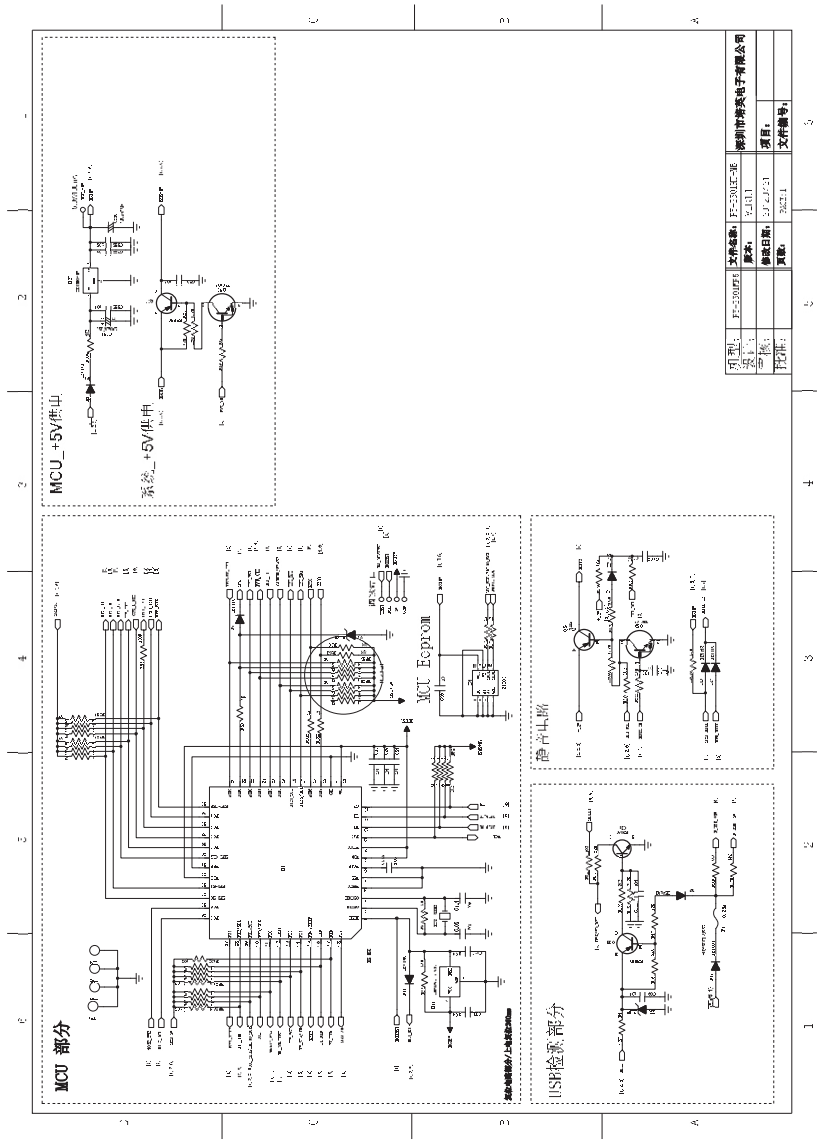

SCHEMATIC DIAGRAMS

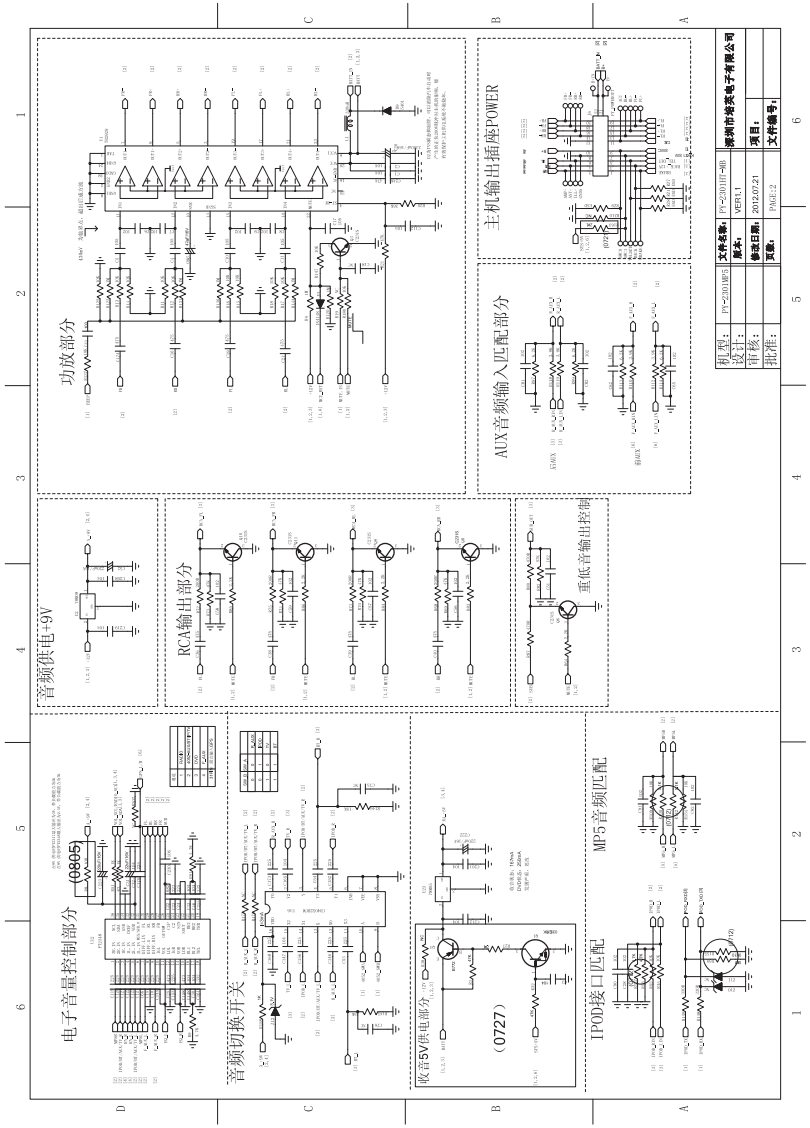

SCHEMATIC DIAGRAMS

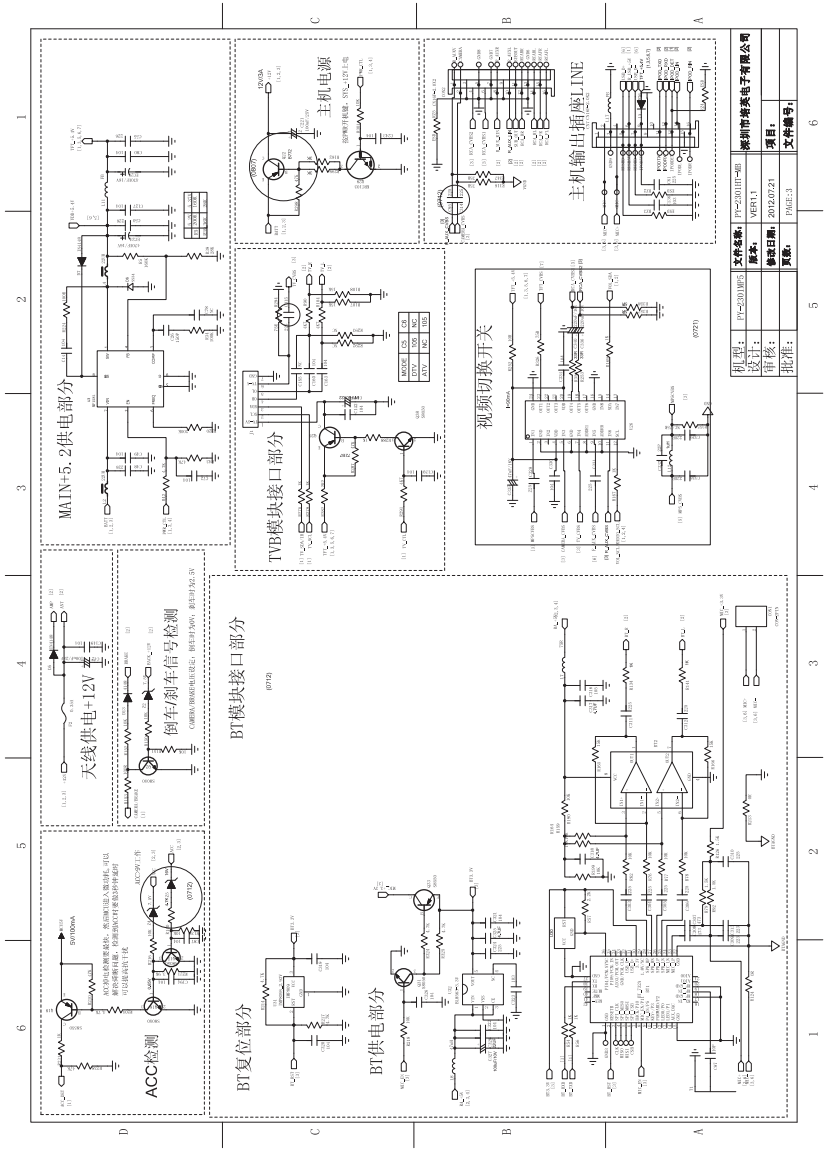

SCHEMATIC DIAGRAMS

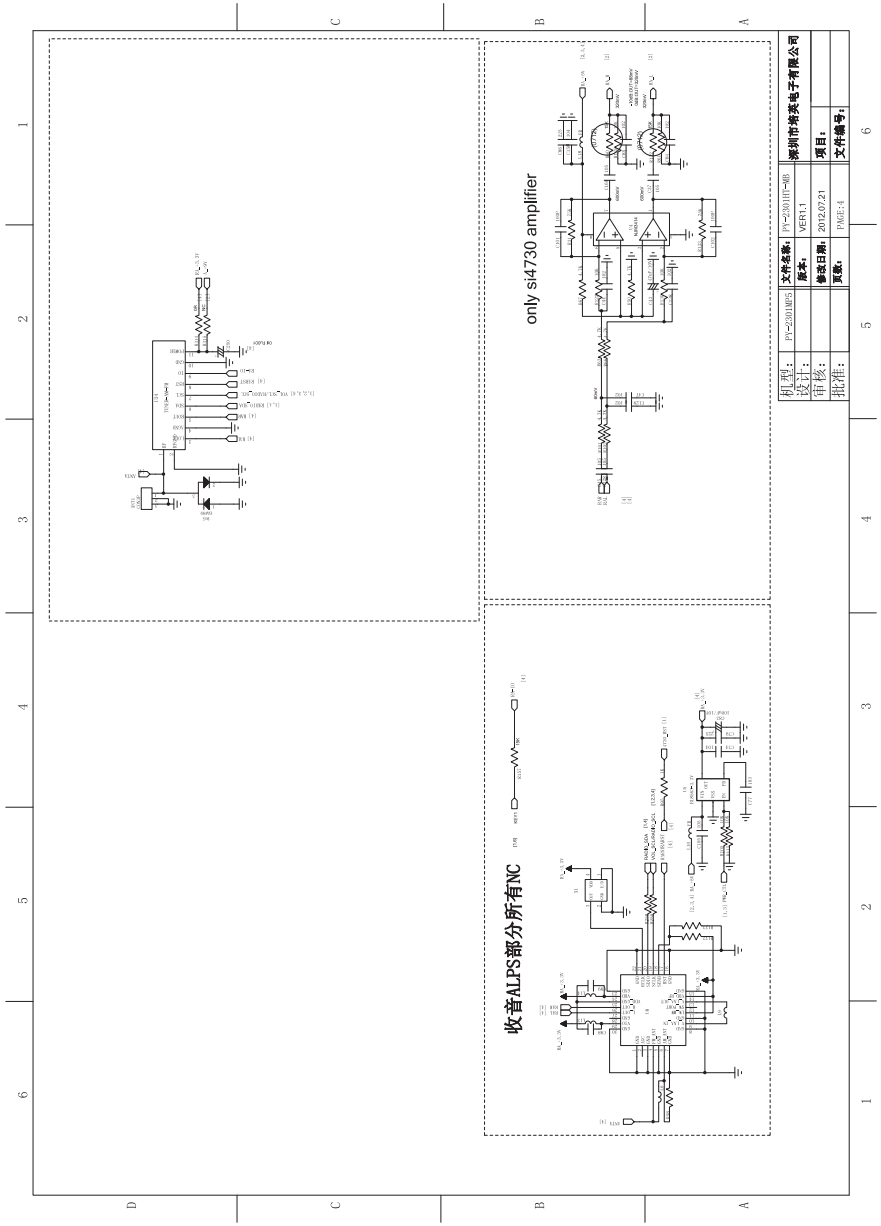

SCHEMATIC DIAGRAMS

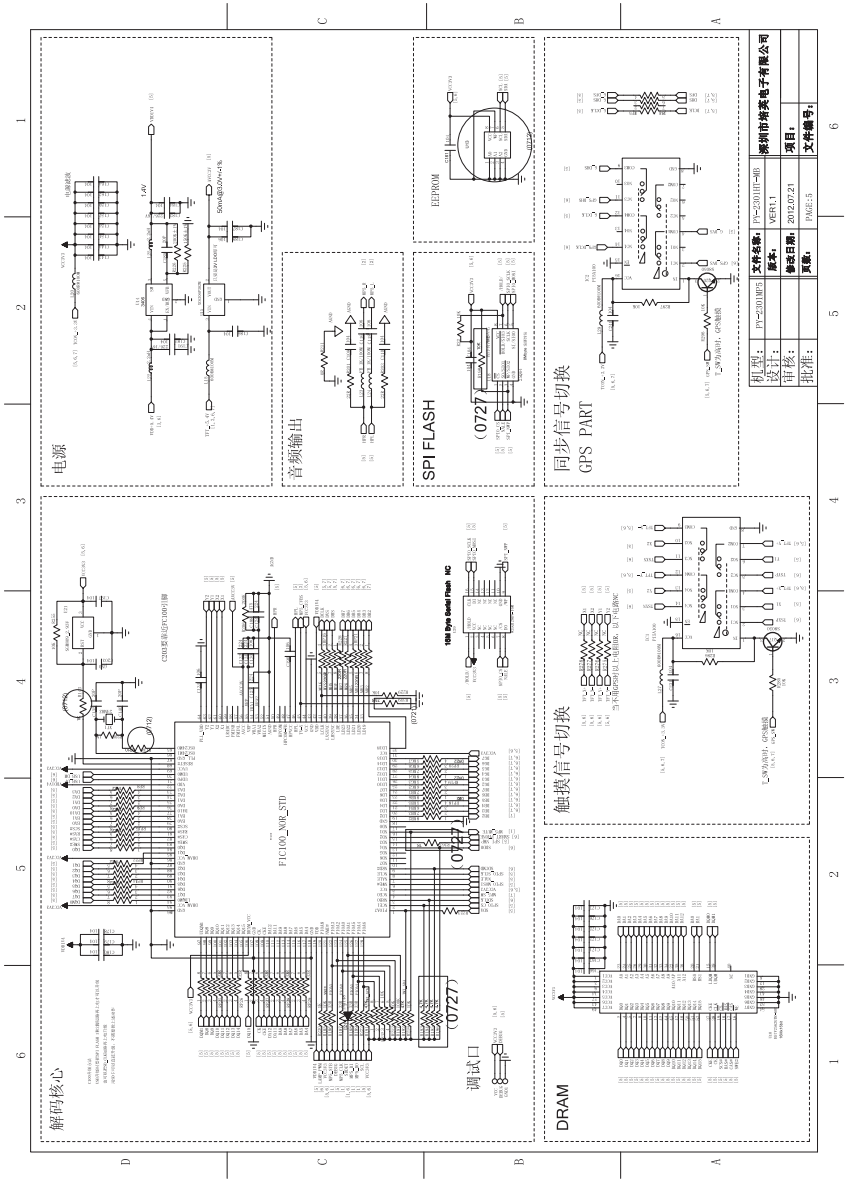

SCHEMATIC DIAGRAMS

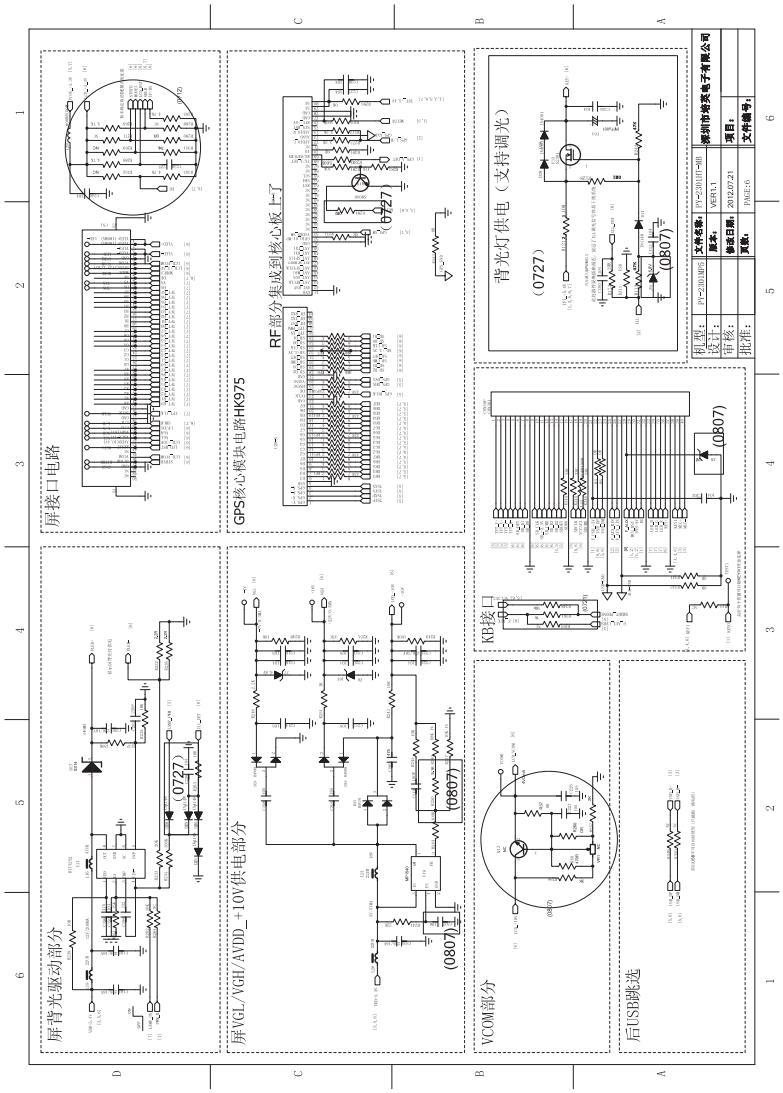

SCHEMATIC DIAGRAMS

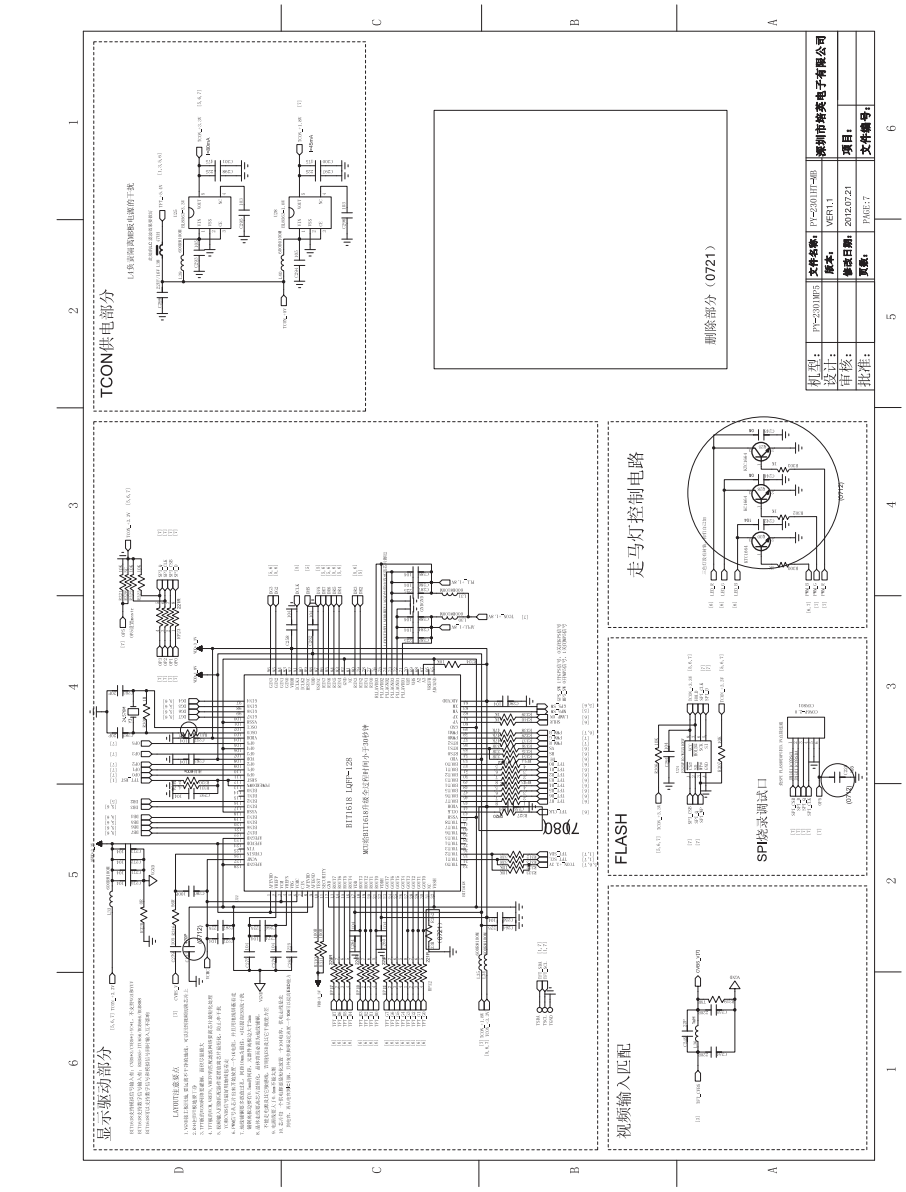

SCHEMATIC DIAGRAMS

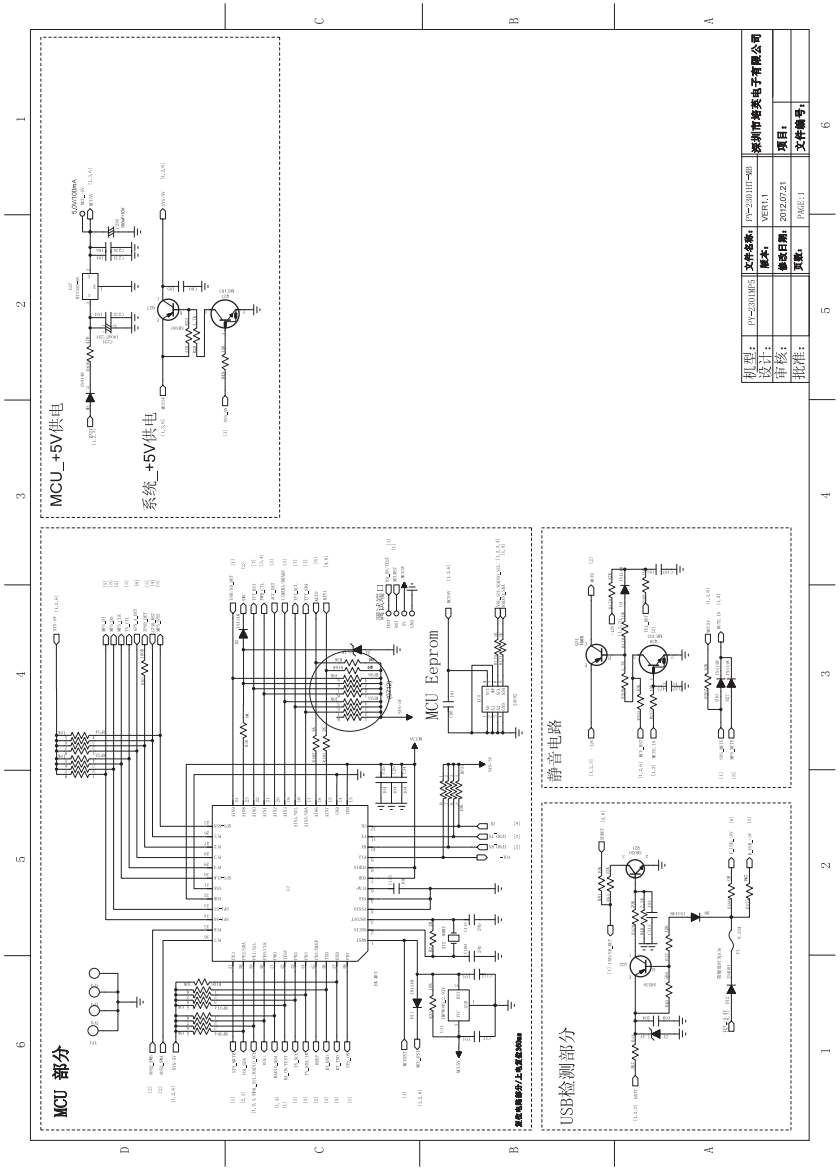

SCHEMATIC DIAGRAMS



SCHEMATIC DIAGRAMS

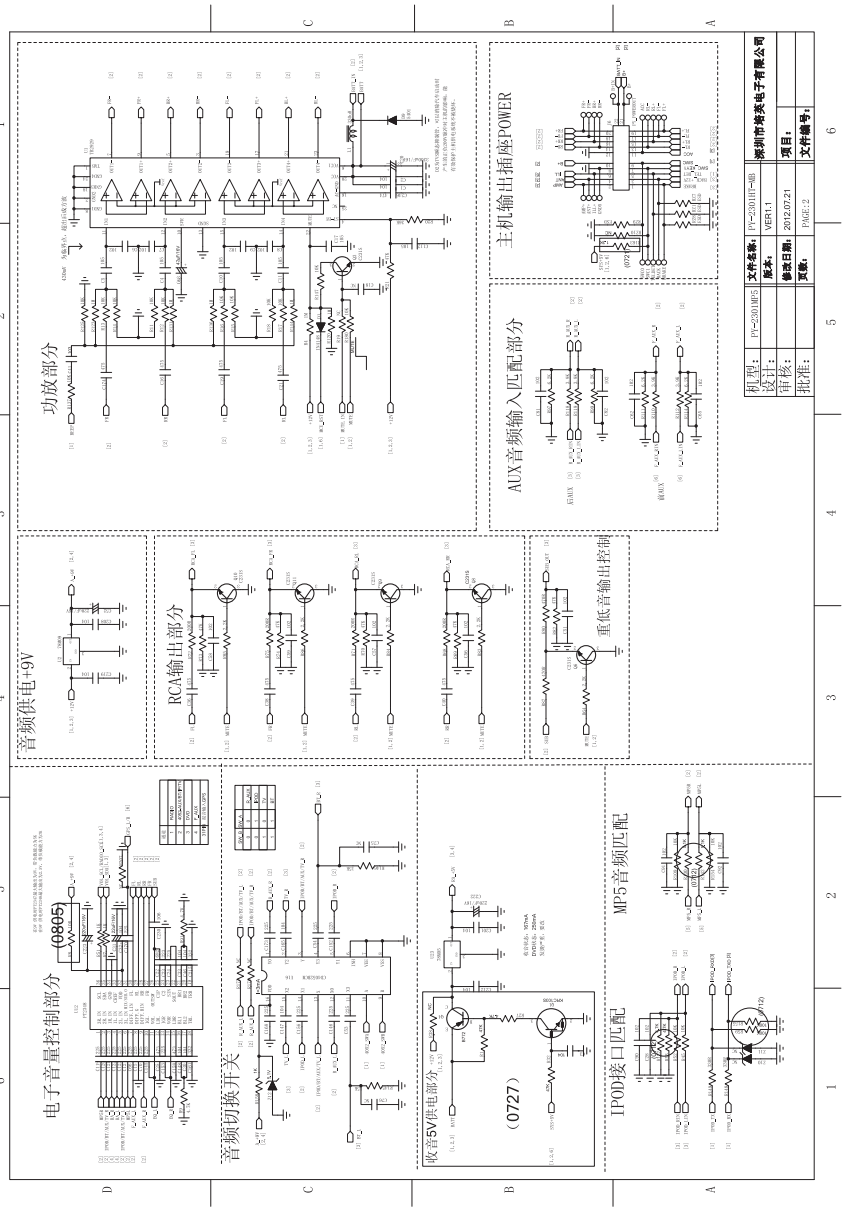

SCHEMATIC DIAGRAMS



SCHEMATIC DIAGRAMS

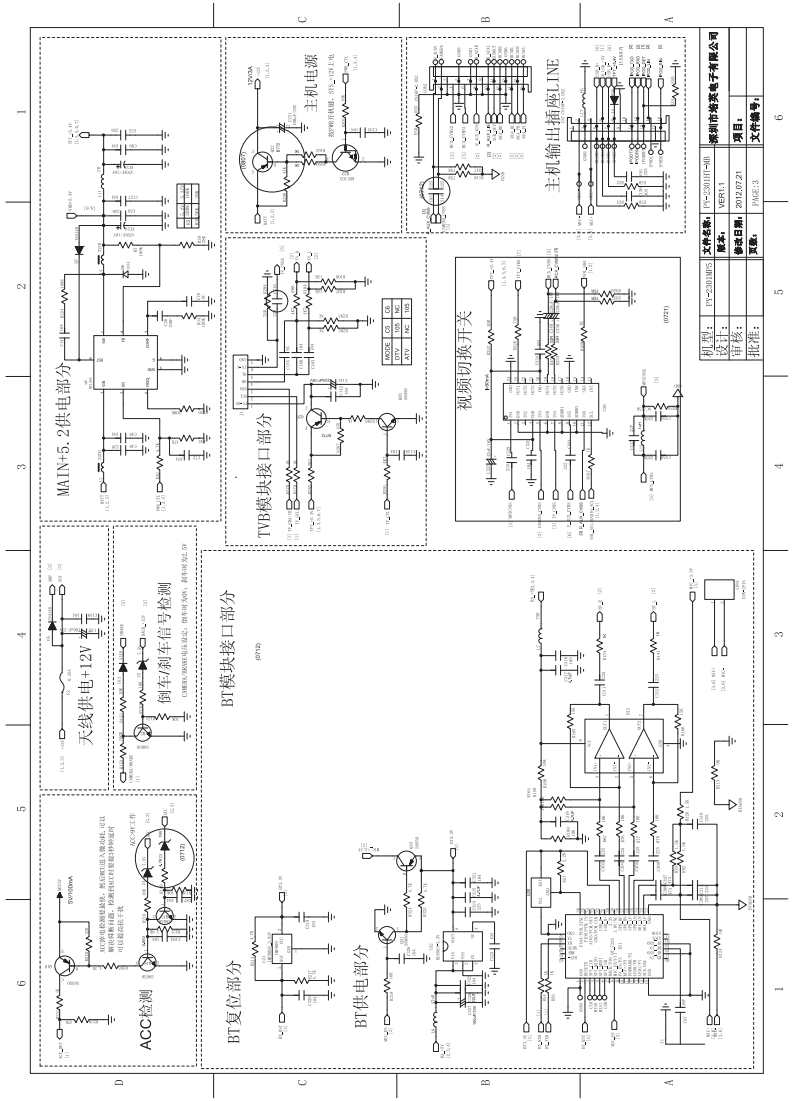

SCHEMATIC DIAGRAMS

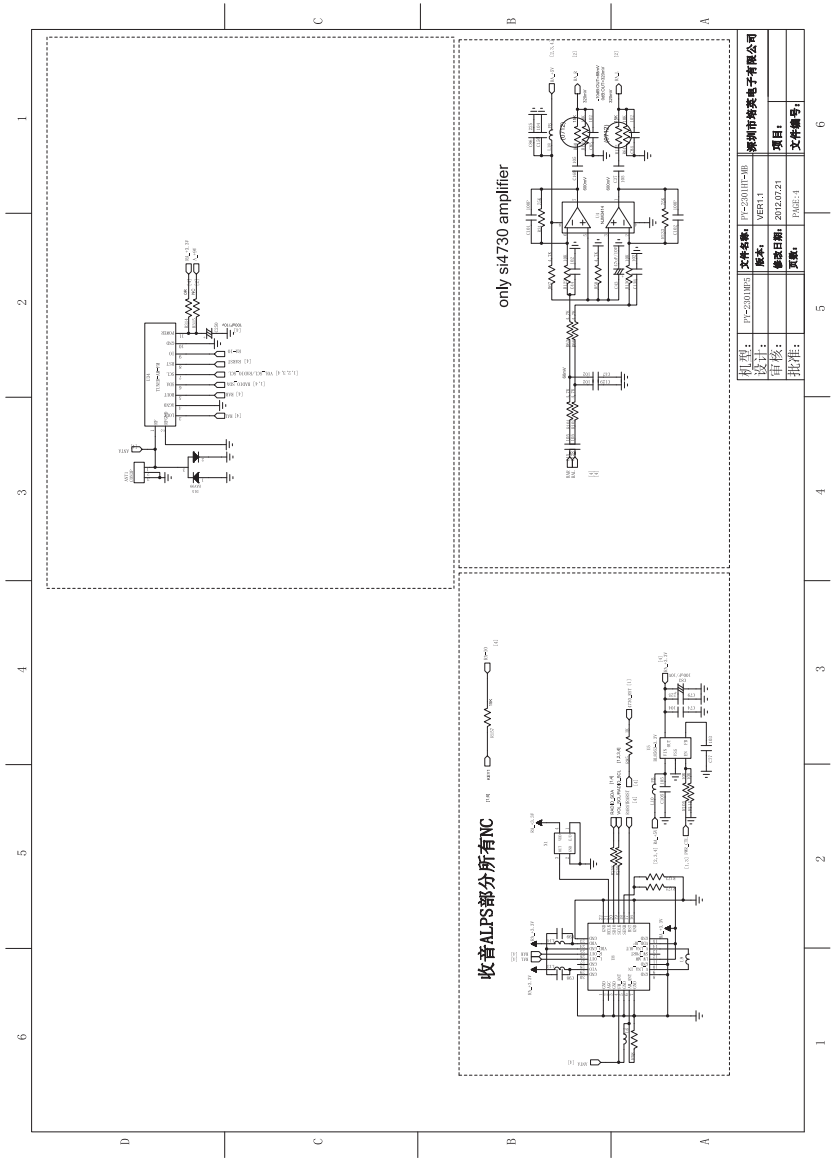

SCHEMATIC DIAGRAMS

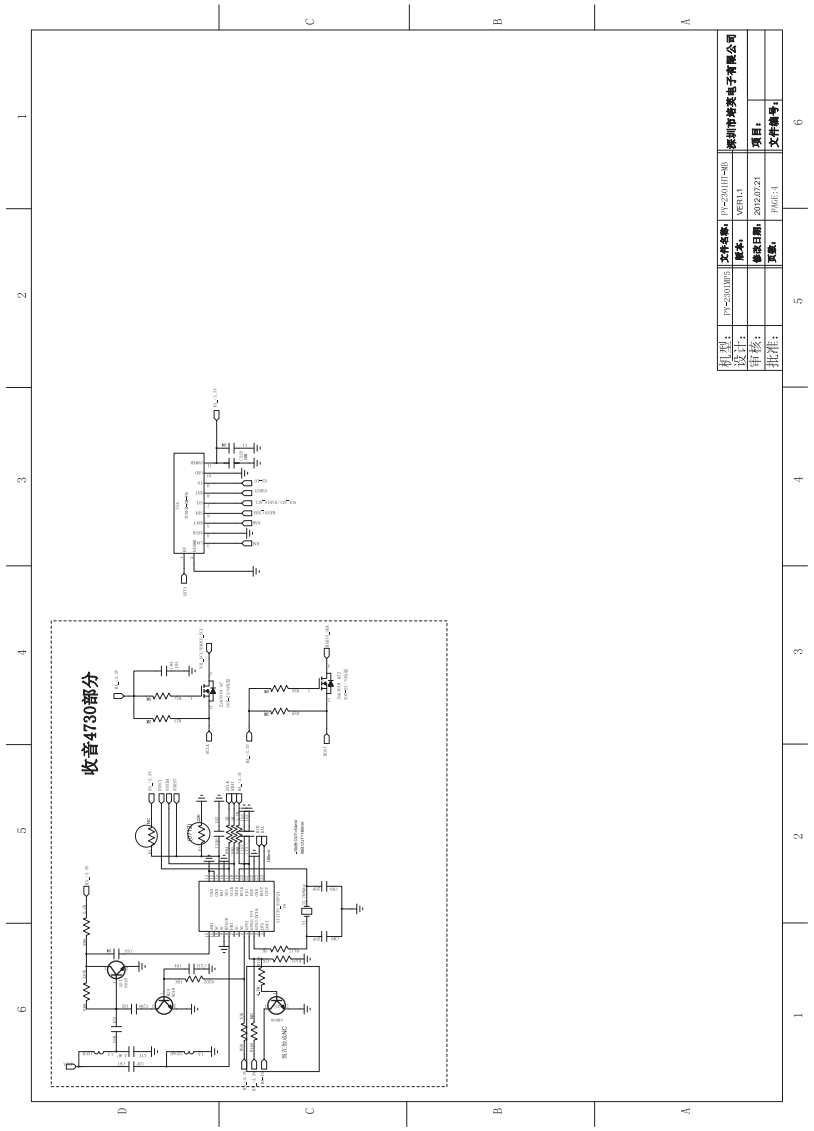

SCHEMATIC DIAGRAMS

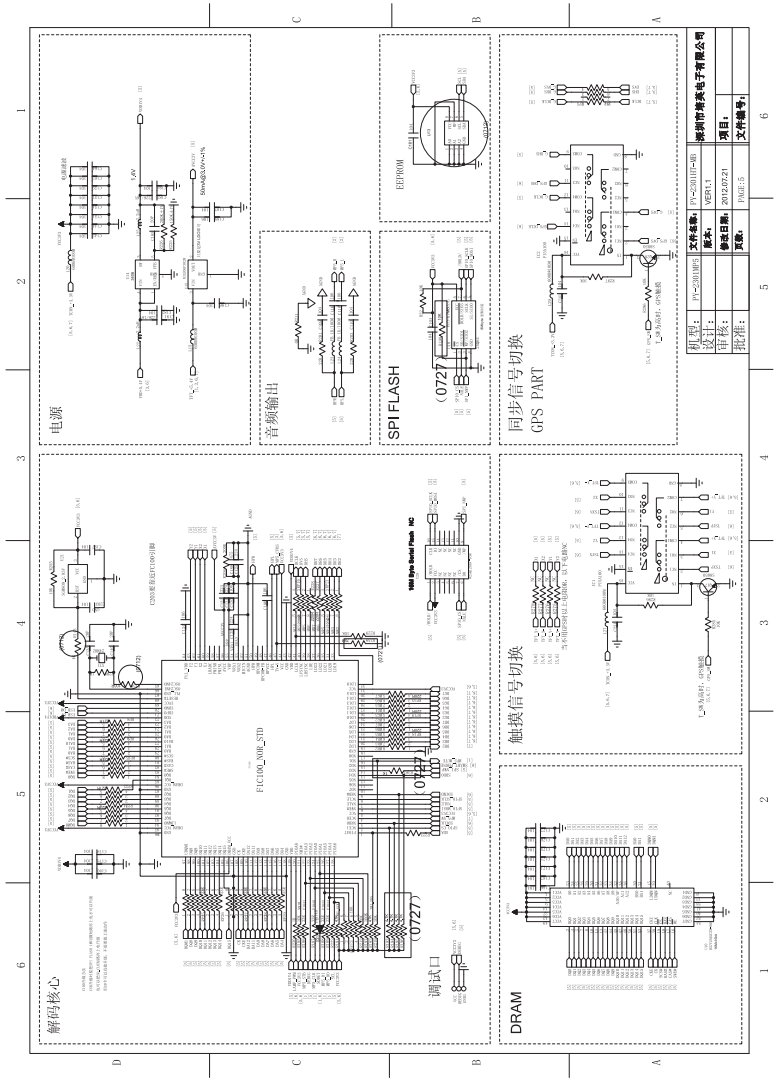

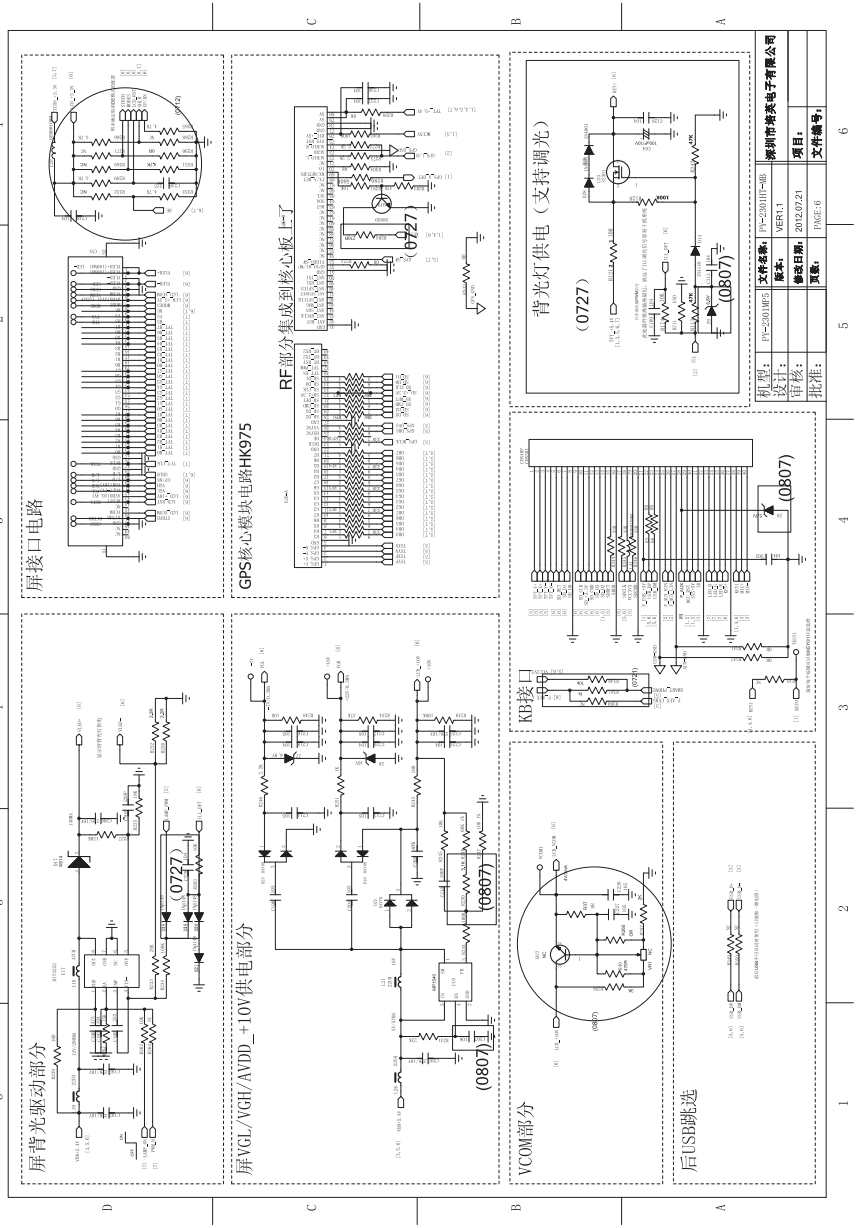
屏接口电路
GPS核心模块电路HK975
RF部分集成到核心板上了
背光灯供电（支持调光）
（0727）
(0807)
KB接口
屏背光驱动部分
屏VGL/VGH/AVDD_+10V供电部分
VCOM部分
后USB跳选
深圳市炫美电子有限公司
机型：
设计：
审核：
批准：
文件名称：
版本：
修改日期：
页数：
项目：
文件编号：
PV-2501MFS
PV-2501IIS-MB
VER1.1
2012.07.21
PAGE:6

SCHEMATIC DIAGRAMS